

# The British International School Istanbul

Proud to be:

The only school in Istanbul to be accredited by the Council of British International Schools



Accredited by the Council of International Schools



Accredited by the New England Association of Schools and Colleges

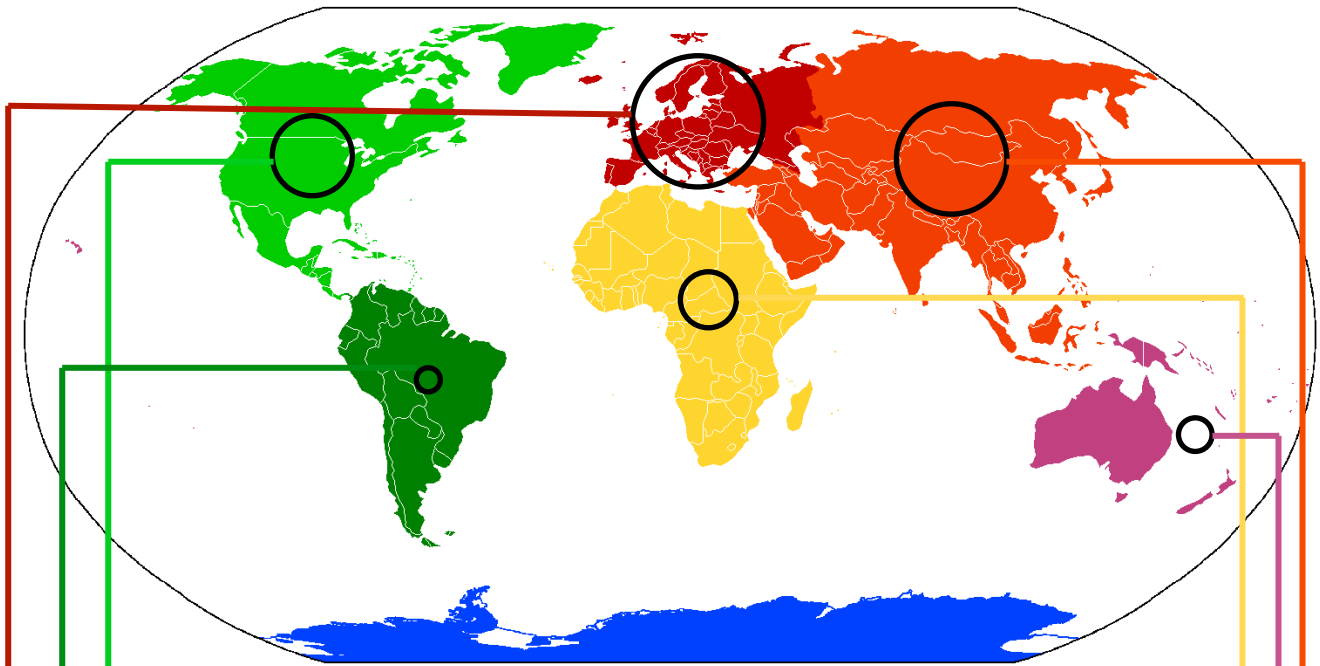


An IB World School



A Centre for Cambridge International Examinations





## The British International School Istanbul

A truly international school with students from six continents

4% of our students come from Africa

35% of our students come from Asia

48% of our students come from Europe

10% of our students come from North America

2% of our students come from Oceania

1% of our students come from South America

With a highly qualified and international teaching faculty

31% hold Masters or Doctorate qualifications

15 different nationalities from four continents

An average of 18 years of teaching experience across the world

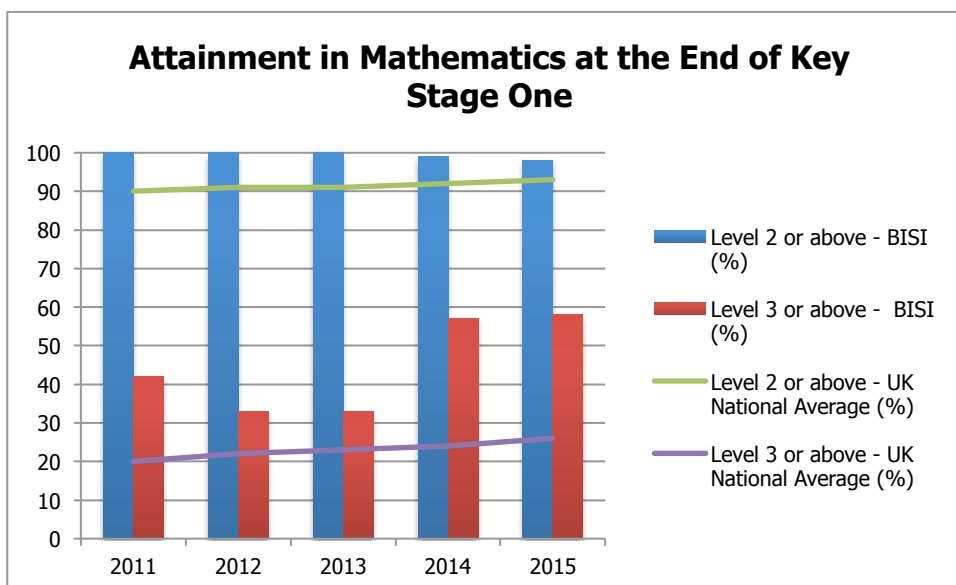
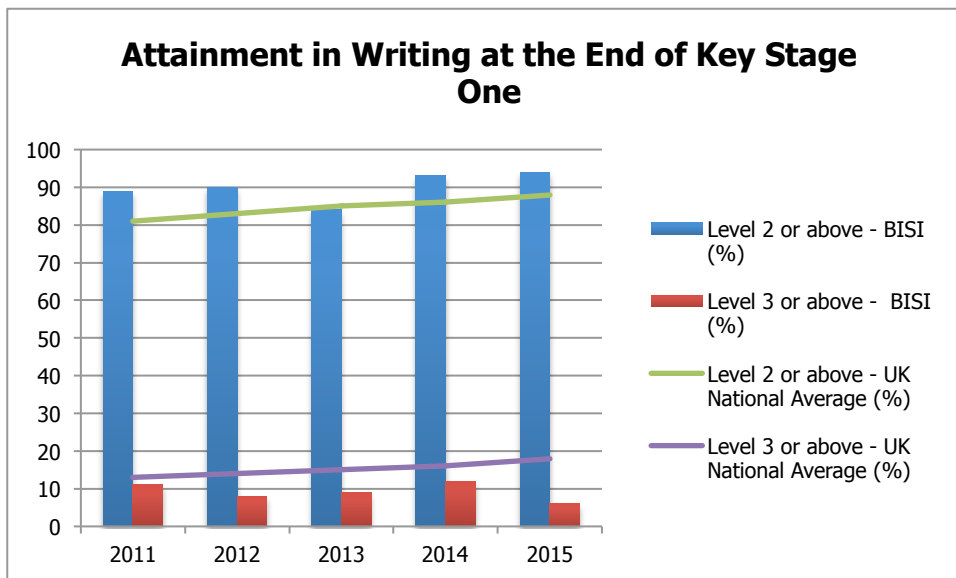
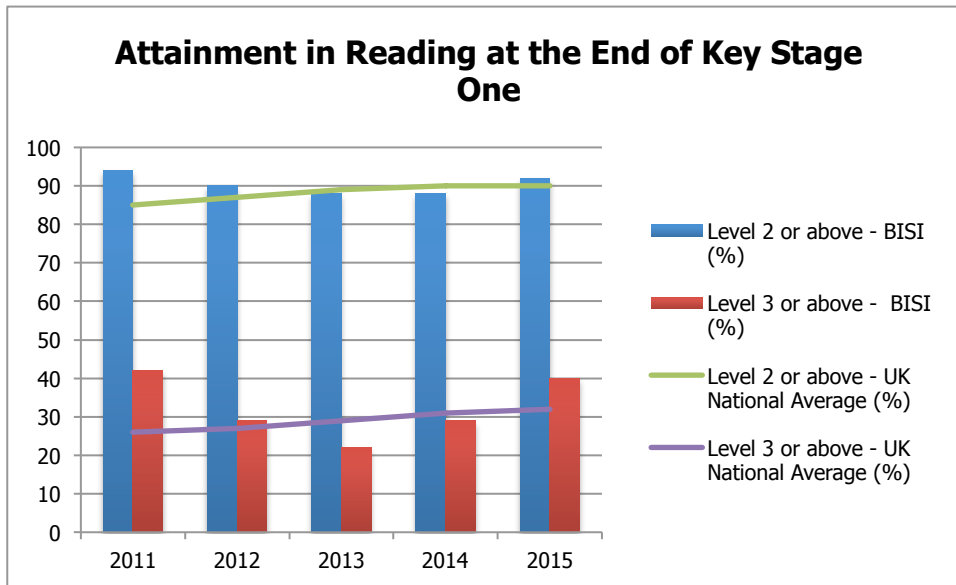
And with small class sizes

A Teacher:Student ratio in Pre/Primary of 1:9

A Teacher:Student ratio in Secondary of 1:6

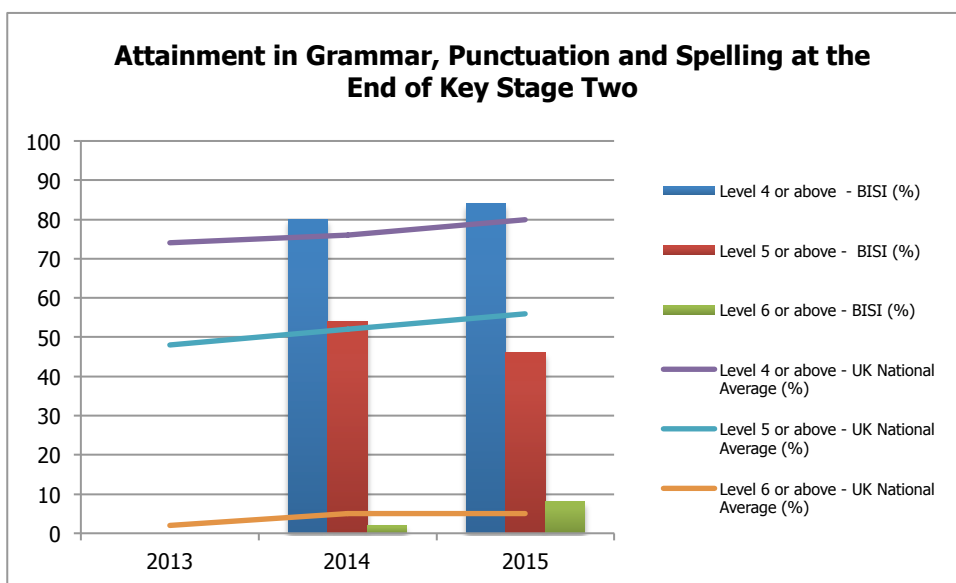
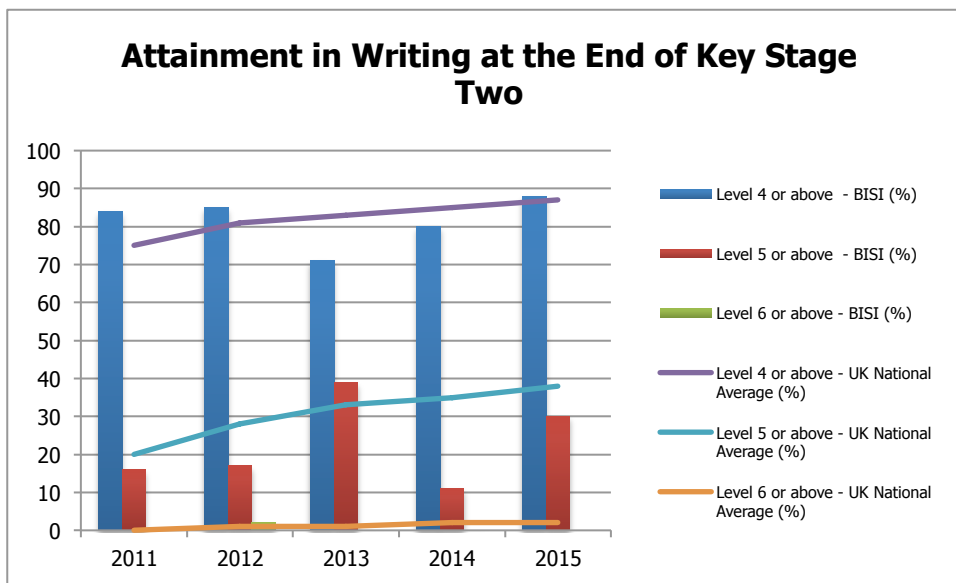
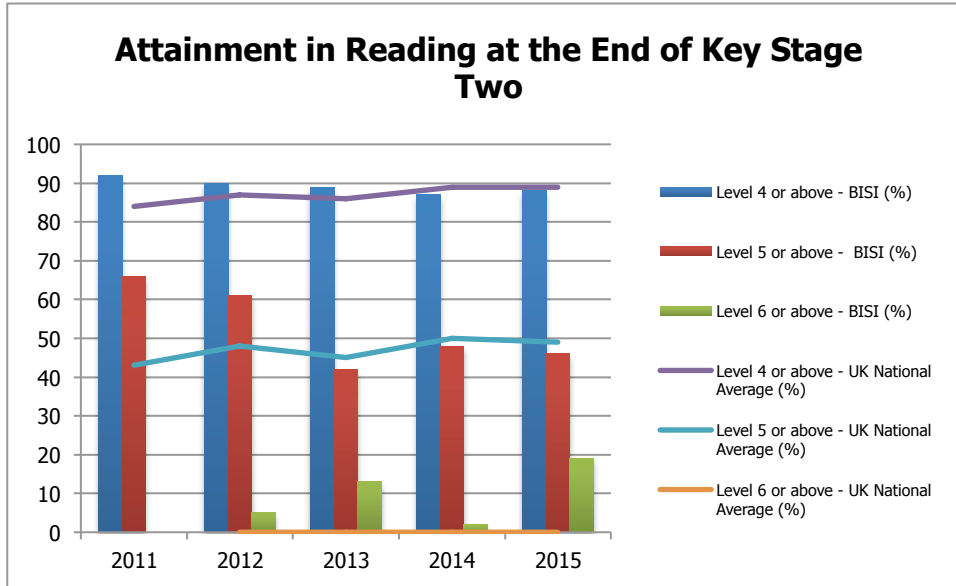
## Standard Attainment Tests at the End of Key Stage One

Students in Year Two are given an assessment level for their Reading, Writing and Mathematics. At the end of Key Stage One, students are expected to achieve level 2, with a few students achieving level 1 and a few achieving level 3.

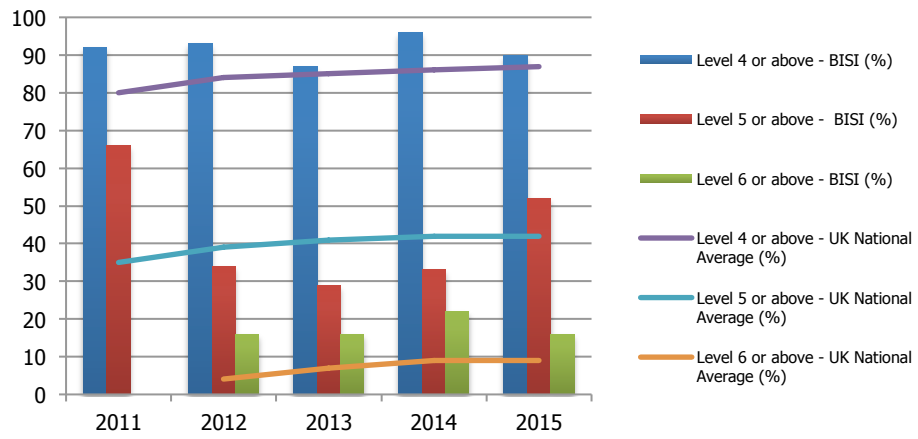


## Standard Attainment Tests at the End of Key Stage Two

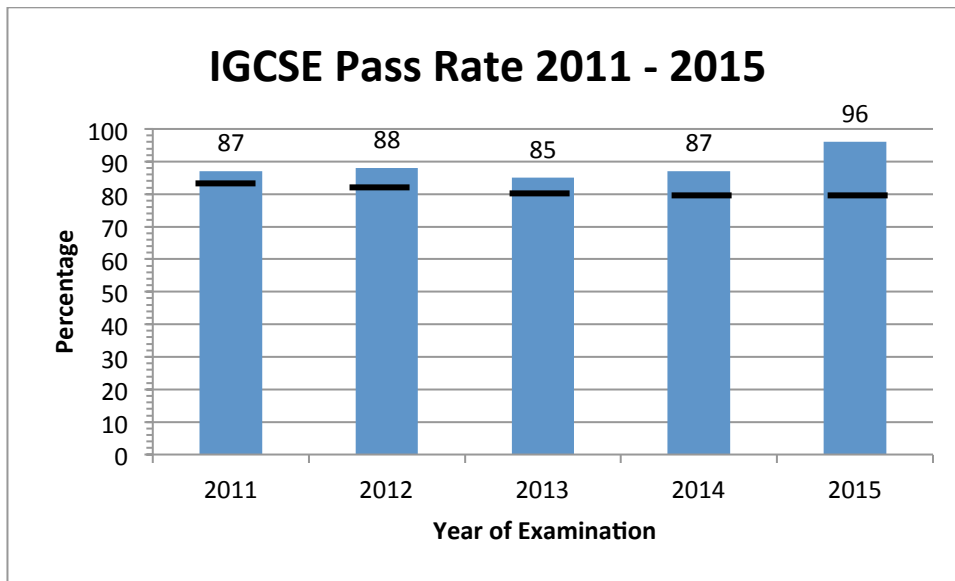
Students in Year Six are given an assessment level for their Reading, Writing and Mathematics. Grammar, Spelling and Punctuation was introduced in 2014. At the end of Key Stage Two, students are expected to achieve level 4, with a few students achieving level 3 and a few achieving level 5.



## Attainment in Mathematics at the End of Key Stage Two



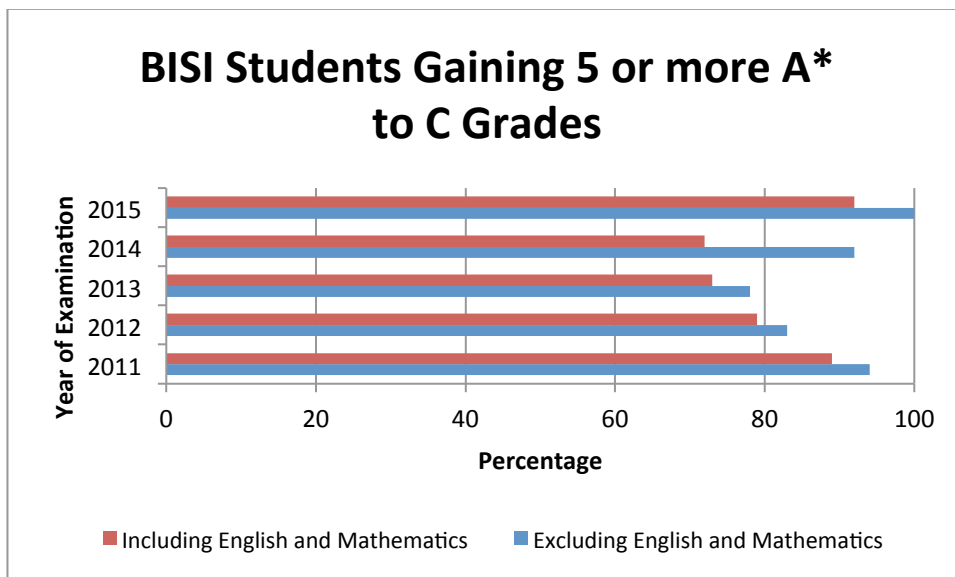
## International General Certificate of Secondary Education at BISI



Pass rate at BISI is defined as the number of exams which score a Grade C or above expressed as a percentage of the total number of exams entered. The world pass rates (black lines above) have been calculated using the same examinations sat by BISI students. This data does not include private entry examinations or early entry examinations taken in the students' Year 10.

World pass rates are: 2011 – 81%, 2012 – 80.4%, 2013 – 79.4%, 2014 – 79%, 2015 – 79%

Source: <http://www.cie.org.uk/programmes-and-qualifications/cambridge-secondary-2/cambridge-igcse/results-statistics/>



World data is not available for this statistic

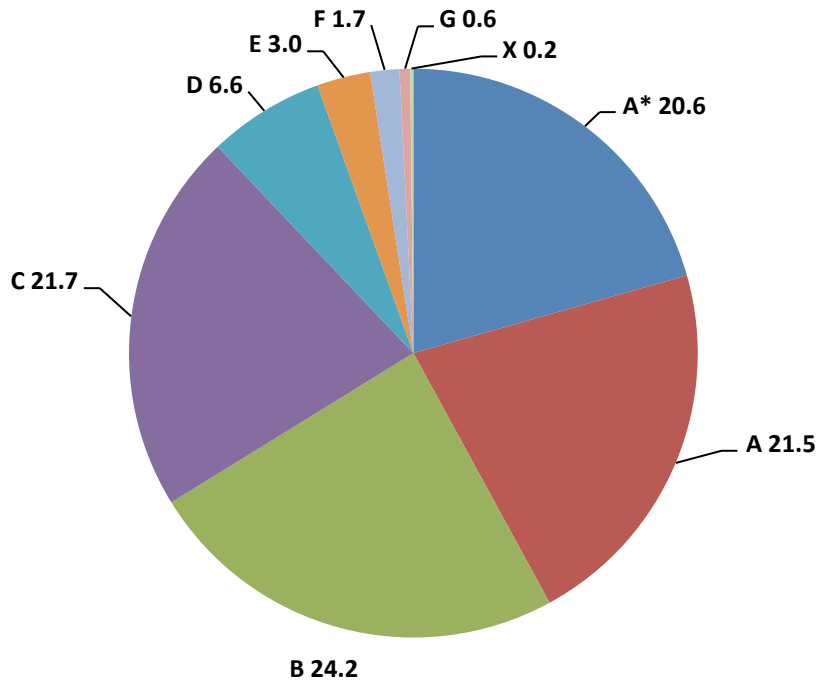
### BISI IGCSE Results by Subject 2011 - 2015

| Subject                      | A*         | A          | B          | C          | D         | E         | F         | G        | X        | Number of Candidates |
|------------------------------|------------|------------|------------|------------|-----------|-----------|-----------|----------|----------|----------------------|
| Additional Mathematics       |            | 13         | 6          | 5          |           |           |           |          |          | 24                   |
| Art and Design               | 7          | 7          | 8          | 6          | 2         | 2         | 1         |          |          | 33                   |
| Biology                      | 20         | 14         | 24         | 28         | 4         | 2         | 7         | 1        | 1        | 101                  |
| Business Studies             | 2          | 6          | 14         | 13         | 7         | 8         | 1         | 4        | 1        | 56                   |
| Chemistry                    | 26         | 7          | 11         | 13         | 4         | 2         | 3         | 2        |          | 68                   |
| Drama                        | 3          | 4          | 8          | 5          | 3         |           |           |          |          | 23                   |
| Economics                    | 9          | 10         | 16         | 5          |           |           |           |          |          | 40                   |
| English as a Second Language |            | 4          |            | 6          |           |           |           |          |          | 10                   |
| English Literature           | 20         | 18         | 31         | 18         | 3         |           |           |          |          | 90                   |
| First Language English       | 4          | 20         | 38         | 28         | 16        |           |           |          |          | 106                  |
| First Language Turkish       | 8          | 4          | 2          | 2          | 2         | 3         |           |          |          | 21                   |
| Foreign Language French      | 13         | 8          | 12         | 11         | 1         | 1         |           |          |          | 46                   |
| Foreign Language German      | 19         | 9          | 2          | 1          | 1         |           |           |          |          | 32                   |
| Foreign Language Spanish     | 17         | 11         | 8          | 4          | 2         |           |           |          |          | 42                   |
| Geography                    | 10         | 16         | 16         | 8          | 1         | 2         | 1         |          |          | 54                   |
| History                      | 8          | 15         | 10         | 8          | 1         |           |           |          |          | 42                   |
| ICT                          | 14         | 16         | 12         | 11         | 4         | 2         |           |          |          | 59                   |
| Mathematics                  | 19         | 27         | 29         | 33         | 7         | 3         | 2         |          |          | 120                  |
| Music                        | 2          | 5          | 2          | 12         | 2         |           | 1         |          |          | 24                   |
| PE                           | 3          | 5          | 5          | 4          | 2         | 1         |           |          |          | 20                   |
| Physics                      | 25         | 18         | 13         | 24         | 14        | 8         | 2         |          |          | 104                  |
| Sociology                    | 8          | 10         | 11         | 5          |           | 1         | 1         |          |          | 36                   |
|                              |            |            |            |            |           |           |           |          |          |                      |
| <b>Total</b>                 | <b>237</b> | <b>247</b> | <b>278</b> | <b>250</b> | <b>76</b> | <b>35</b> | <b>19</b> | <b>7</b> | <b>2</b> | <b>1151</b>          |

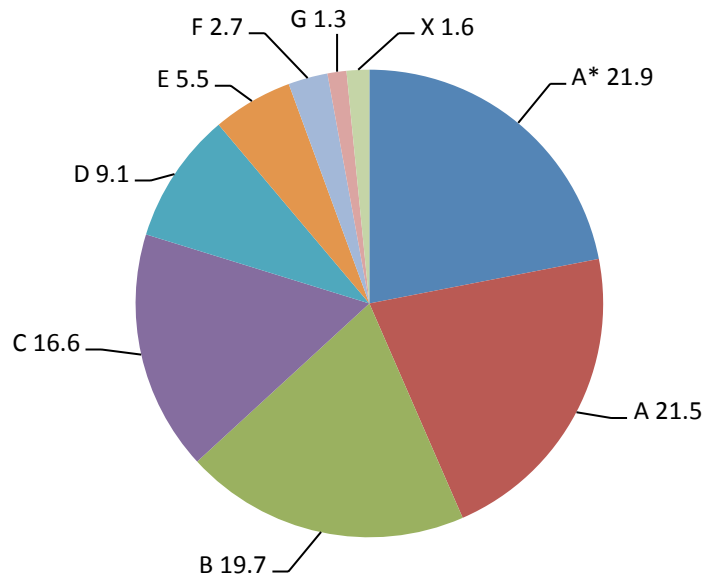
During the period covered by this table, 133 BISI students have taken a total of 1151 IGCSE examinations, approximately 8.6 examination subjects per student. This does not include private entry subjects not taught at BISI (for example, home languages) or early entry examinations taken in Year 10

The pie charts below show a comparison of grades obtained by BISI students during this period with those obtained by students in the rest of the world using the same subjects.

### BISI Grade Percentages 2011 - 2015

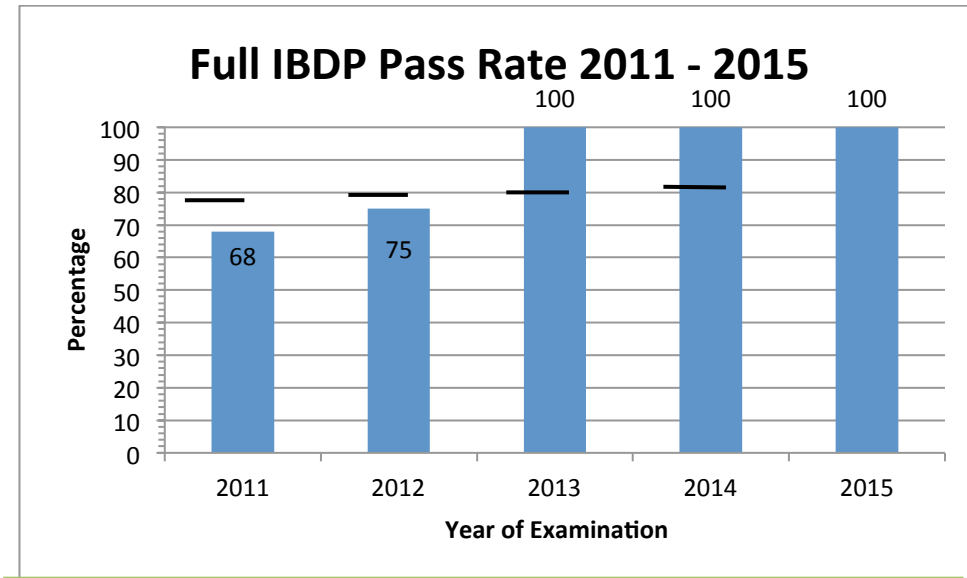


### World Grade Percentages in BISI Subjects 2011 - 2015

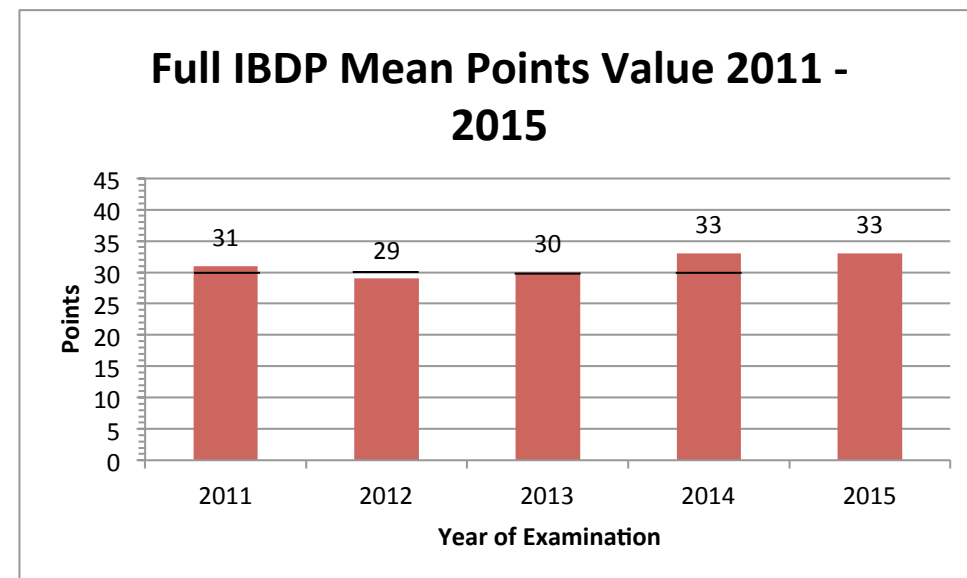




## International Baccalaureate Diploma Programme at BISI



Pass rate is defined as the number of Full IBDP candidates meeting the IB Pass criteria expressed as a percentage of the total number of Full IBDP candidates. World data is not yet available for the May 2015 Examination session.



Mean Points Value has been rounded to the nearest whole number for both BISI and IBDP.

IBDP Pass Rates: 2011 – 78%, 2012 – 79%, 2013 – 79%, 2014 – 79%,

IBDP Mean Points Value: 2011 to 2014 – 30 points

Source: <http://www.ibo.org/en/about-the-ib/facts-and-figures/statistical-bulletins/diploma-programme-statistical-bulletin/>

## BISI IBDP Results by Subject 2011 - 2015

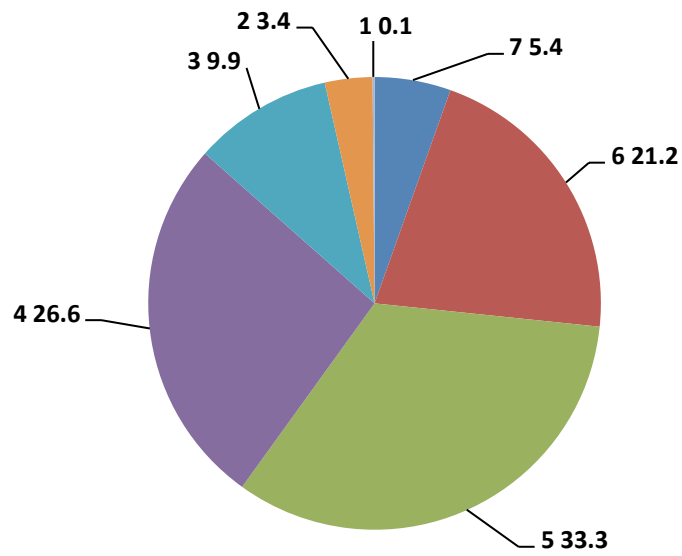
| Subject                            | Level | 7  | 6   | 5   | 4   | 3  | 2  | 1 | Number of Candidates |
|------------------------------------|-------|----|-----|-----|-----|----|----|---|----------------------|
| ENGLISH A*                         | HL    | 7  | 13  | 16  | 9   | 3  |    |   | 48                   |
| ENGLISH A*                         | SL    |    | 3   | 33  | 13  |    |    |   | 49                   |
| TURKISH A1                         | SL    |    |     | 2   | 1   |    |    |   | 3                    |
| FRENCH AB                          | SL    |    | 2   | 1   | 2   |    |    |   | 5                    |
| FRENCH B                           | HL    |    | 1   |     |     | 1  |    |   | 2                    |
| FRENCH B                           | SL    |    | 5   | 5   | 3   |    |    |   | 13                   |
| GERMAN B                           | HL    | 3  | 4   | 2   | 1   |    |    |   | 10                   |
| GERMAN B                           | SL    | 2  | 1   | 1   | 1   |    |    |   | 5                    |
| SPANISH AB.                        | SL    | 3  | 11  | 12  | 15  |    |    |   | 41                   |
| SPANISH B                          | HL    | 2  | 2   | 1   |     |    |    |   | 5                    |
| SPANISH B                          | SL    | 2  | 6   | 2   |     |    |    |   | 10                   |
| BUSINESS AND MANAGEMENT            | HL    |    | 6   | 13  | 10  | 6  | 2  |   | 37                   |
| BUSINESS AND MANAGEMENT            | SL    |    | 1   | 1   |     |    | 1  |   | 3                    |
| ECONOMICS                          | HL    | 2  | 5   | 8   | 8   | 1  |    |   | 24                   |
| ECONOMICS                          | SL    |    | 1   | 2   | 1   | 1  |    |   | 5                    |
| GEOGRAPHY                          | HL    | 1  | 6   | 5   | 6   | 2  | 1  |   | 21                   |
| GEOGRAPHY                          | SL    |    | 1   | 2   |     |    |    |   | 3                    |
| HIST.EUROPE/ME                     | HL    | 3  | 6   | 7   | 3   | 1  |    |   | 20                   |
| HISTORY                            | SL    |    |     |     | 1   |    |    |   | 1                    |
| ITGS (Last examined 2011)          | HL    |    |     | 1   | 1   |    |    |   | 2                    |
| PSYCHOLOGY                         | HL    |    | 4   | 8   | 3   |    |    |   | 15                   |
| PSYCHOLOGY                         | SL    |    | 1   |     |     | 1  |    |   | 2                    |
| BIOLOGY                            | HL    |    | 3   | 10  | 12  | 3  | 1  |   | 29                   |
| BIOLOGY                            | SL    | 1  | 3   | 6   | 5   | 9  | 1  |   | 25                   |
| CHEMISTRY                          | HL    | 1  | 3   | 8   | 9   | 3  | 1  |   | 25                   |
| CHEMISTRY                          | SL    |    |     | 1   |     |    | 1  |   | 2                    |
| COMPUTER SCIENCE                   | HL    |    | 4   |     |     | 1  |    |   | 5                    |
| COMPUTER SCIENCE                   | SL    |    |     |     | 1   |    |    | 1 | 2                    |
| PHYSICS                            | HL    |    | 3   | 7   |     | 1  |    |   | 11                   |
| PHYSICS                            | SL    | 2  |     | 3   | 8   | 3  | 5  |   | 21                   |
| SPORT, HEALTH AND EXERCISE SCIENCE | SL    |    |     |     | 2   | 1  |    |   | 3                    |
| MATH.STUDIES                       | SL    |    | 6   | 11  | 10  | 5  | 2  |   | 34                   |
| MATHEMATICS                        | HL    |    | 3   | 4   | 2   | 1  |    |   | 10                   |
| MATHEMATICS                        | SL    | 2  | 11  | 10  | 13  | 11 |    |   | 47                   |
| MUSIC                              | HL    |    |     | 2   |     |    |    |   | 2                    |
| MUSIC                              | SL    |    |     |     | 2   | 1  |    |   | 3                    |
| THEATRE                            | HL    |    | 1   | 2   | 2   | 2  |    |   | 7                    |
| VISUAL ARTS                        | HL    |    | 5   |     | 3   | 3  |    |   | 11                   |
| VISUAL ARTS                        | SL    | 1  | 2   |     | 1   |    |    |   | 4                    |
| TOTALS                             |       | 32 | 123 | 186 | 148 | 60 | 15 | 1 | 565                  |
|                                    |       | 7  | 6   | 5   | 4   | 3  | 2  | 1 |                      |

\*English A HL and SL include results from English A1 HL and SL, English A: Language and Literature HL and SL, English A: Literature HL and SL and English A2 SL

During the period covered by the table 96 BISI students have sat IB DP examinations, this includes the Full IB Diploma and those students who have take courses from the IB Diploma.

| Extended Essay and TOK Results 2011 - 2015 |    |    |    |    |   |
|--|----|----|----|----|---|
|  | A  | B  | C  | D  | E |
| Extended Essay                             | 12 | 31 | 53 | 25 | 2 |
| TOK  | 7  | 38 | 63 | 22 |   |

## BISI Full IBDP Grade Percentages 2011 - 2015



World Data for 2015 has not yet been released by the IB but a comparison chart will appear here when it is.