

2019 IGCSE Results Analysis for Year 11

Award of the International Certificate in Education

The Cambridge ICE certificate is a group award given at:

<i>Distinction</i>	Grade A/A* in five or more subjects
<i>Merit</i>	Grade A*/C in five or more subjects
<i>Pass</i>	Grade A*/G in seven subjects.

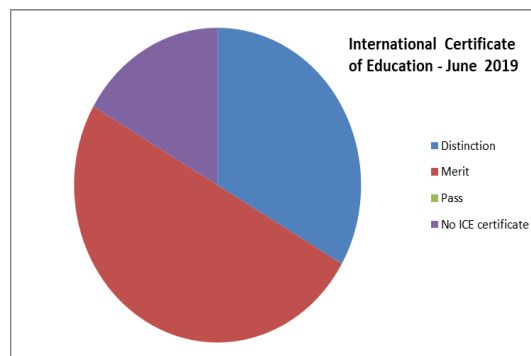
To qualify students must take at least seven subjects, including two from Group I and one or more from each of the other groups. This year 3 students did not have the correct combination and did not qualify for this award.

40% students achieved DISTINCTION in the International Certificate of Education / 5 A* - A

60% students achieved MERIT in the International Certificate of Education / 5 A* - C

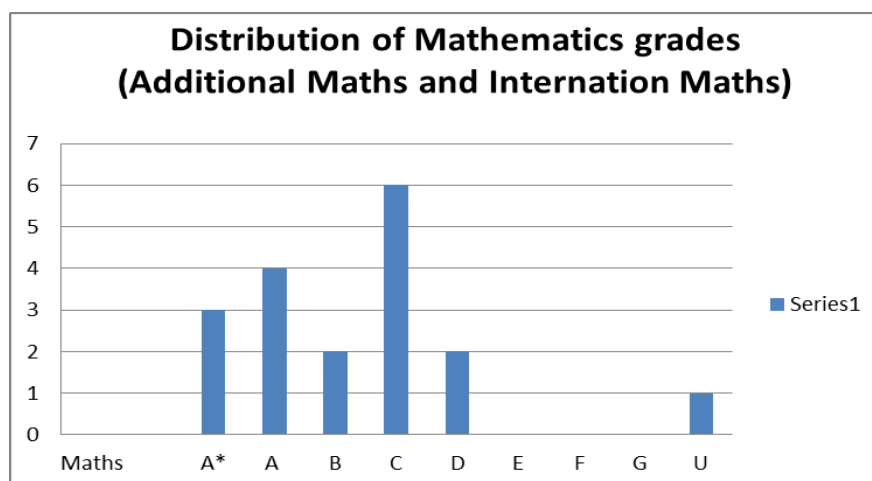
3 students were not entered for the ICE awards due to subject choices.

International Certificate of Education




Pass rates in English and Mathematics

83.3% of all Maths students (Additional Maths and Cambridge International Maths) passed Mathematics with A*-C grades, not including the early entries for the current year 11 student who took International Mathematics in June 2018. Of those, 46.6% gained an A/A* grade.



All of our students took English as a First language with a 94.4 % pass rate (A*/C grades)

All of our students who took English Literature achieved 100% A*/A - C grades, and 69.25% achieved A*/A grades.

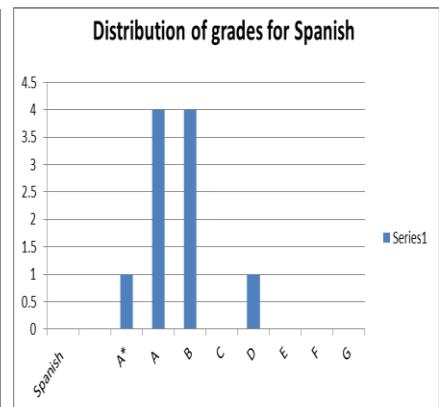
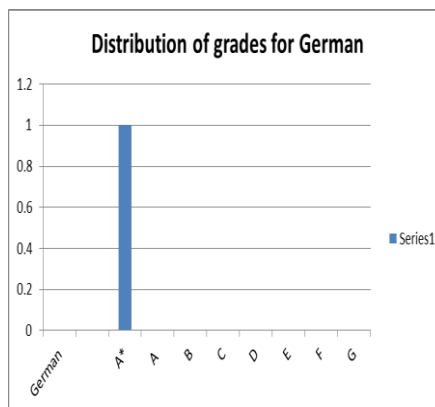
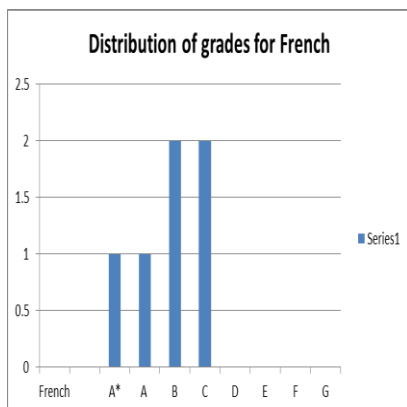
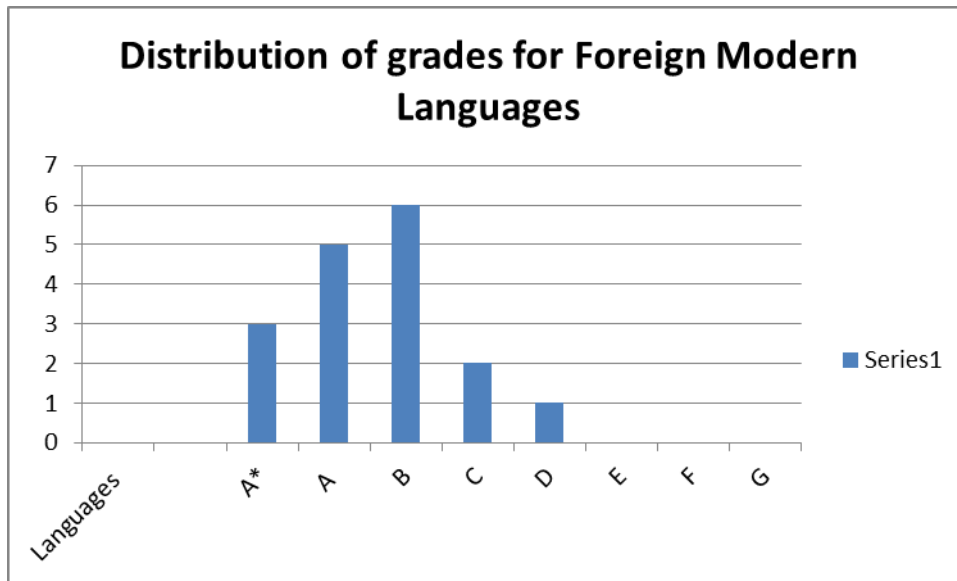


Subject Group Analysis

Grades and Pass rates in Languages

Foreign languages: French, German and Spanish

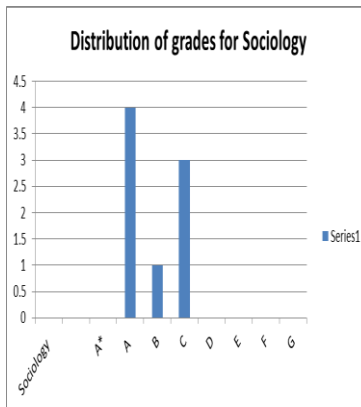
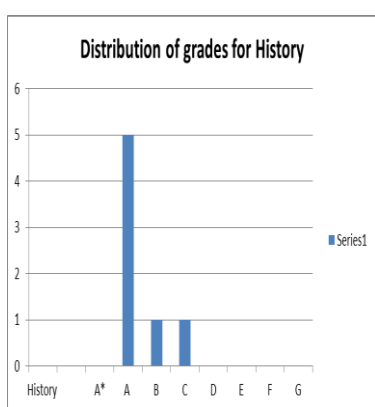
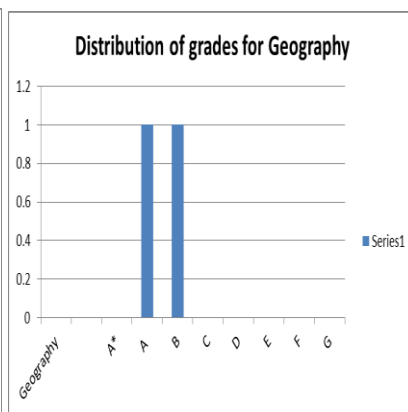
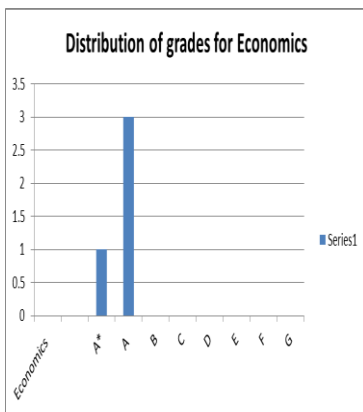
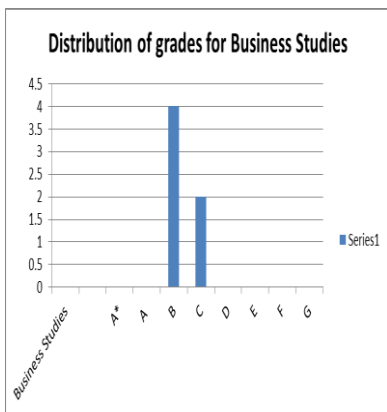
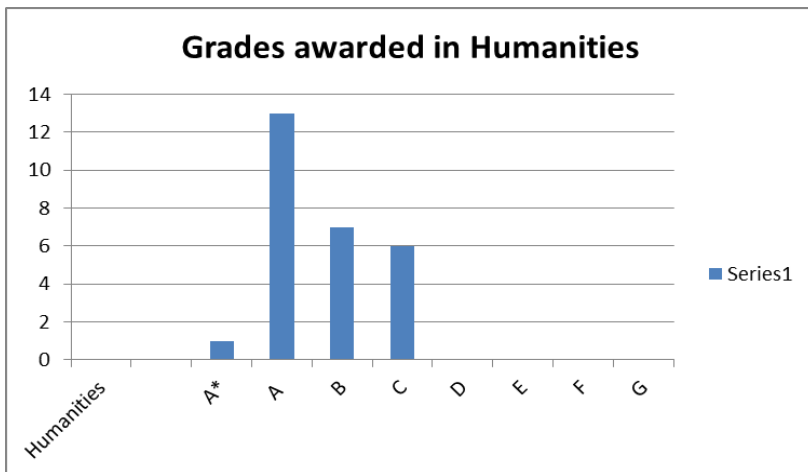
94% of all foreign language exams resulted in A*/C and 47% of these were awarded at A*/A



Grades and Pass rates in Humanities & Social Sciences

History, Geography, Business Studies, Economics and Sociology

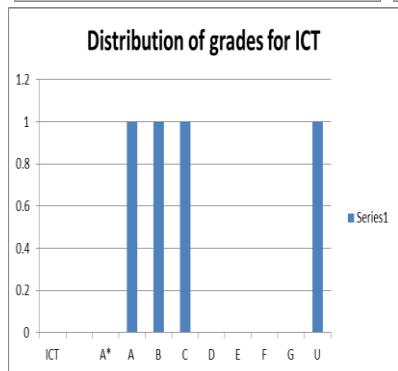
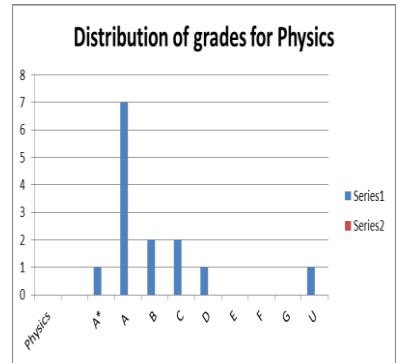
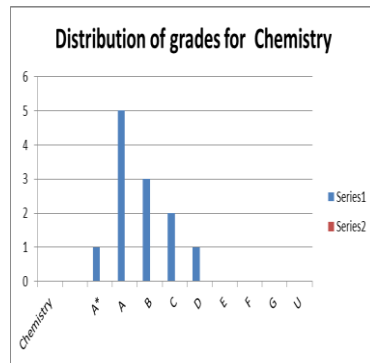
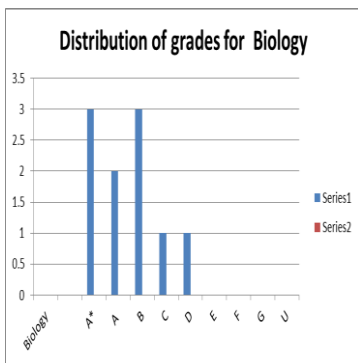
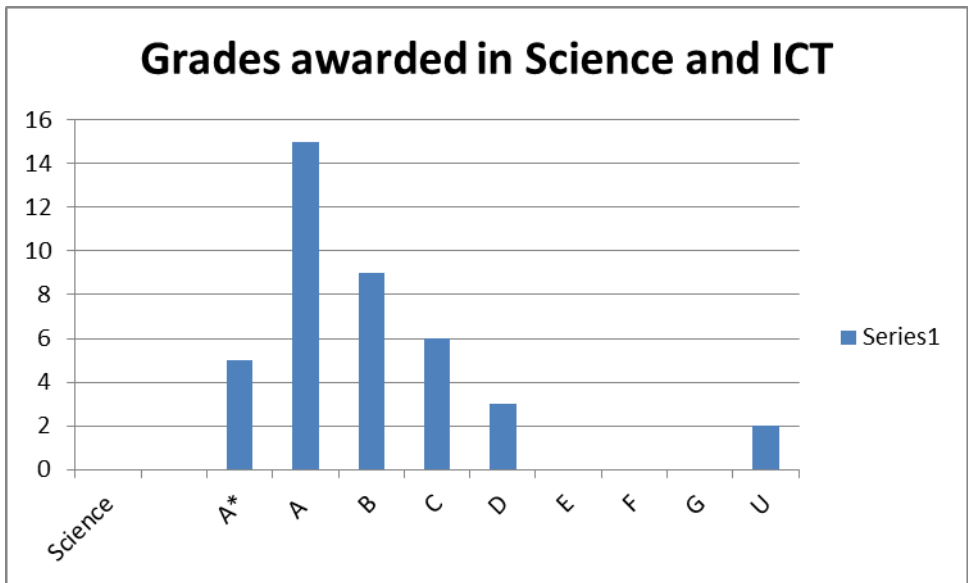
100% of all exams in these subjects resulted in A*/C . 50% of these were A/A* grades.



Grades and Pass rates in Science

Biology, Chemistry, Physics, ICT

78.2% of all exams in these subjects resulted in A*/C . Of these, 55.55% were A*/A grades.

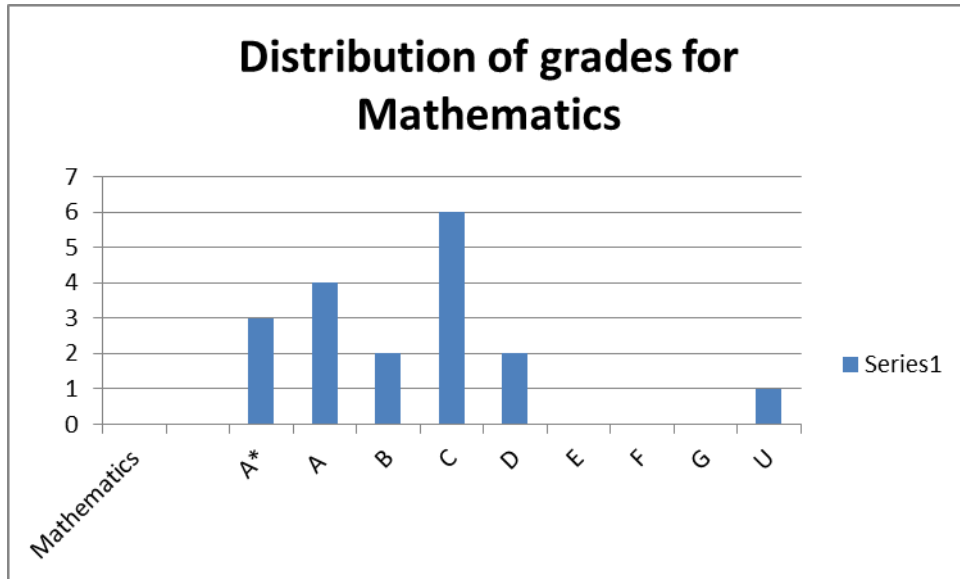


Grades and Pass rates in Mathematics

International Mathematics and Additional Mathematics

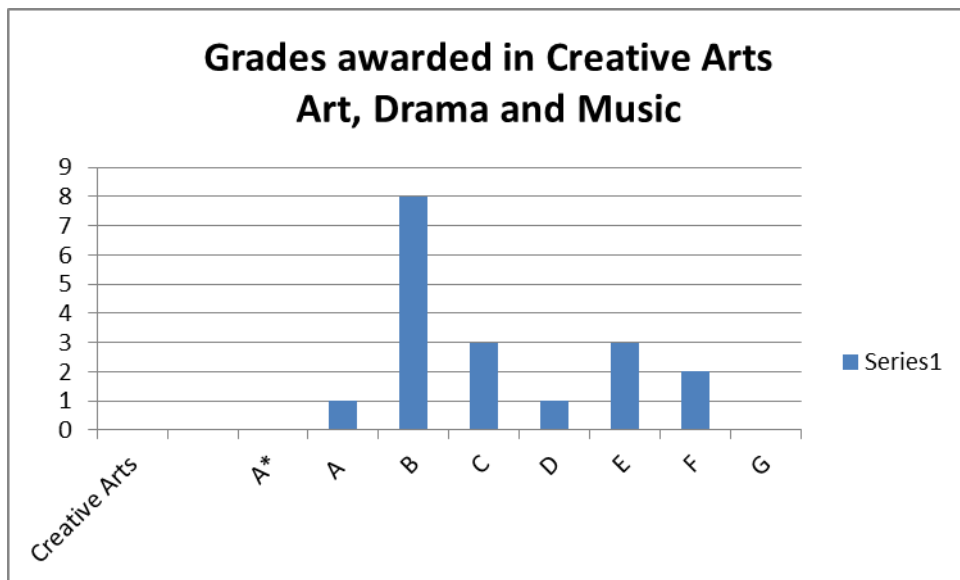
83.3% of all exams in these subjects resulted in A*/C and 46% of these passes were awarded at A*/A.

Grades Awarded in Mathematics



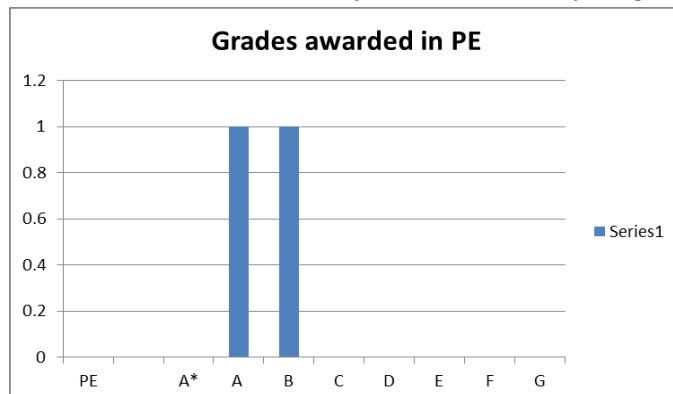
Grades and Pass rates in the Arts

Music, Drama, Art
 80 % of all exams in these subjects resulted in A*/C.



Grades and Pass rates in Physical Education

100 % of all exams in these subjects resulted in a pass grade.



Our top students:

Eren Seçkin with 9 A*/A grades
Eren Goknil l'Anson with 9 A*/A grades
Yoojin Lee with 8 A*/ A grades
Pablo Estela with 7 A*/A grades
Alara Çoban with 5 A*/A grade
Naoki Kawaguchi with 5 A*/A grades
Cem Yilmaz with 5 A*/A grades

83.3% pass rate where pass is measured as C or better.

83% with 5 or more A* to C including English and Maths.

94% with 5 or more A* to C.

64 A* and A grades out of 154 exams (not including early entry results).

7 students with 5 or more A*/A.

21A* and 51 A

17 students out of 18 achieved 5 or more A* to C grades.

2019 IGCSE Results Analysis for Early entry

Year 10 Early Entry

Grades and Pass rates in English as a Second Language

This was taken at Core and Extended level

80% of the students achieved a A*/C grade in this examination.

Grades and Pass rates in Foreign Languages

These are students who take exams in their home language.

100% of students achieved A*/A

This year we had one student taking a Foreign Language one year early and she achieved an A*

Grades and Pass rates in Mathematics

These are students taking Extended Level Mathematics a year early

100% of students achieved A* /B grades; of these 85/7% were A*/A grades.

Early entries distribution of grades: Maths, ESL and Self-study languages

