

2018 IGCSE Results Analysis for Year 11

Award of the International Certificate in Education

The Cambridge ICE certificate is a group award given at:

<i>Distinction</i>	Grade A/A* in five or more subjects
<i>Merit</i>	Grade A*/C in five or more subjects
<i>Pass</i>	Grade A*/G in seven subjects.

To qualify students must take at least seven subjects, including two from Group I and one or more from each of the other groups. This year 3 students did not have the correct combination and did not qualify for this award.

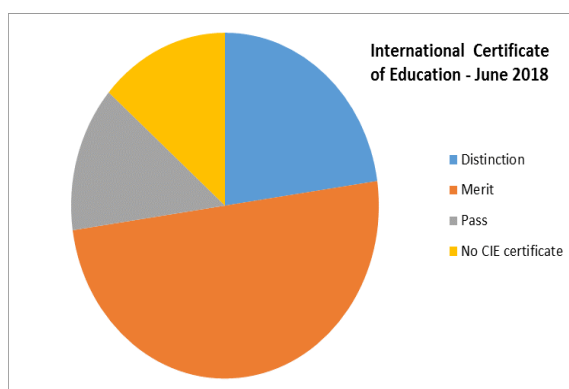
26% students achieved DISTINCTION in the International Certificate of Education / 5 A* - A

57% students achieved MERIT in the International Certificate of Education / 5 A* - C

27% students achieved PASS in the International Certificate of Education / 7 A*-G

3 students were not entered for the ICE awards due to subject choices.

International Certificate of Education

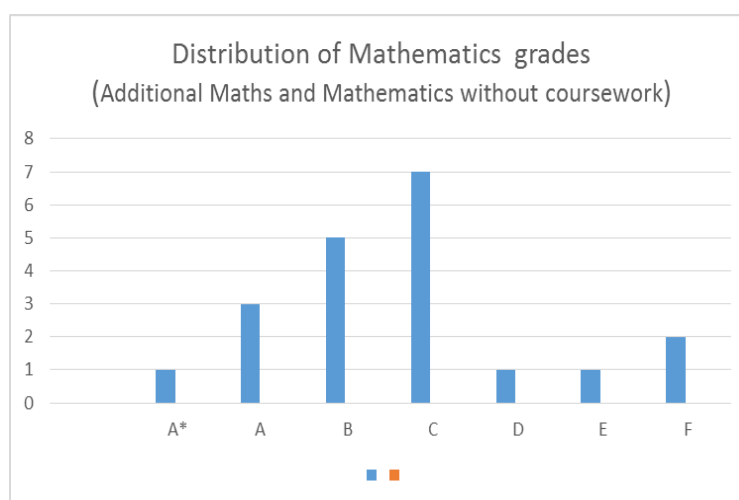


Pass rates in English and Mathematics


76.2% of all Maths students (Additional Maths and Maths without coursework) passed Mathematics with A*-C grades.

72.2% of our students passed Mathematics with A*/A –C grades with 22% gaining A*/A grades

100% of Additional Mathematics students have a grade A*/C



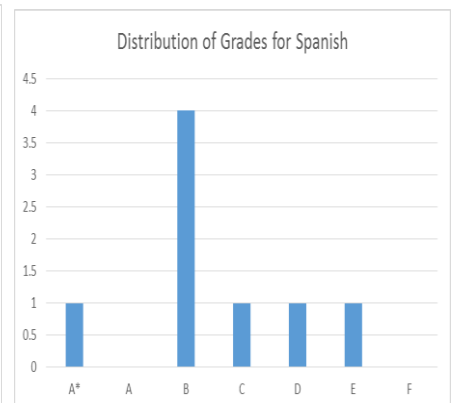
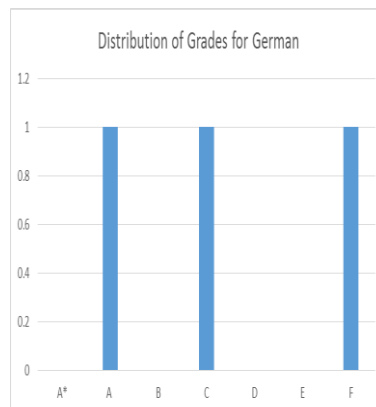
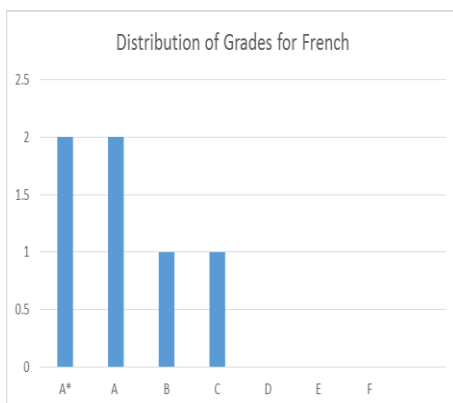
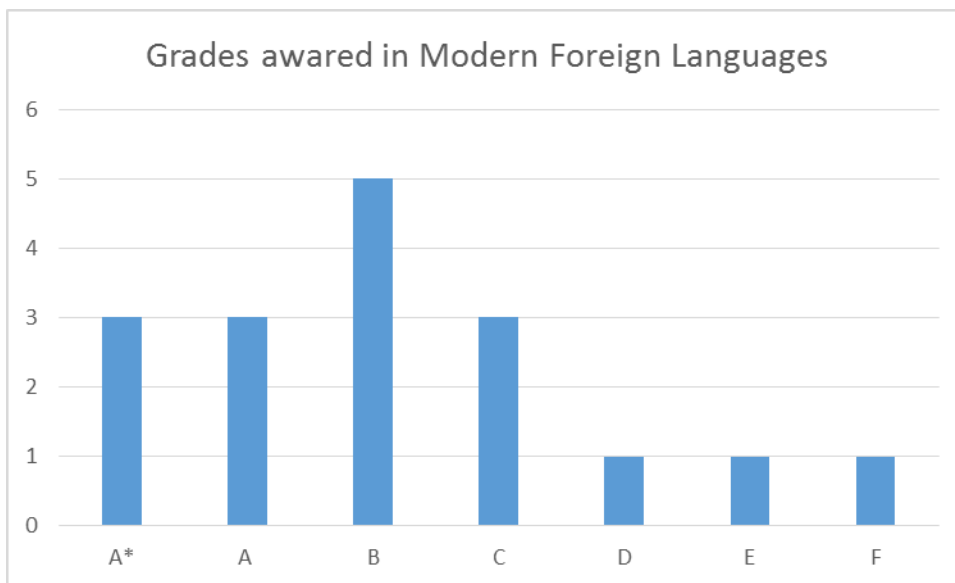
All of our students but two took English as a First language with a 84.2 % pass rate (A*/C grades)
 All of our students who took English Literature achieved 100% A*/A- C grades, and 54.5% achieved A*/A grades.



Subject Group Analysis

Grades and Pass rates in Languages

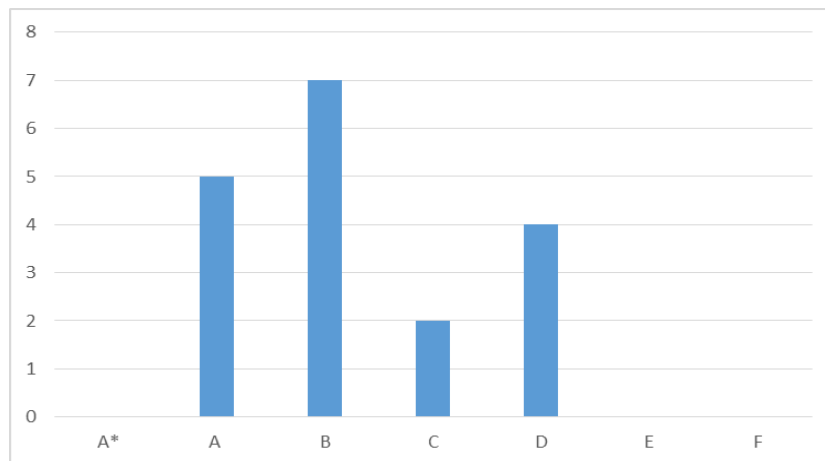
Foreign languages: French, German and Spanish First languages: English, Turkish and Japanese
 82.3% of all foreign language exams resulted in A*/C and 35 % of these were awarded at A*/A



First languages: English, Turkish, Japanese

77% of First language exams resulted in A*/C

Grades Awarded in First Languages

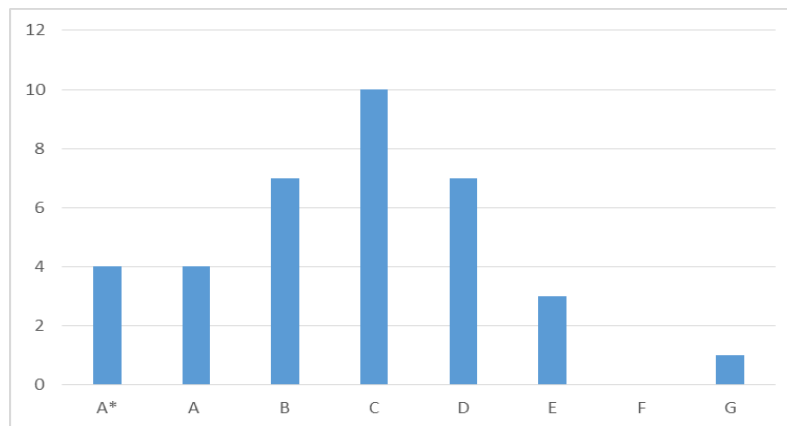


Grades and Pass rates in Humanities & Social Sciences

History, Geography, Business Studies, Economics and Sociology

69.4 % of all exams in these subjects resulted in A*/C .

Grades Awarded in Humanities

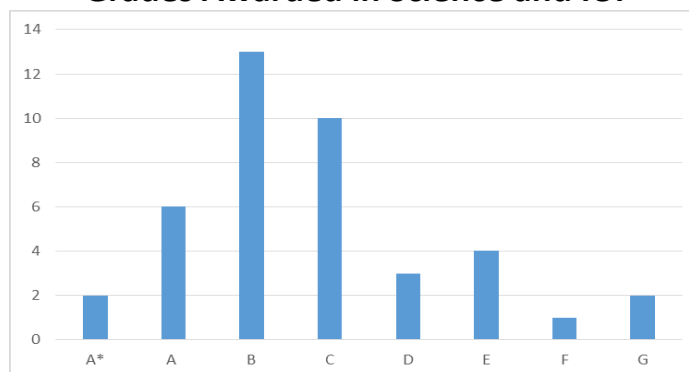


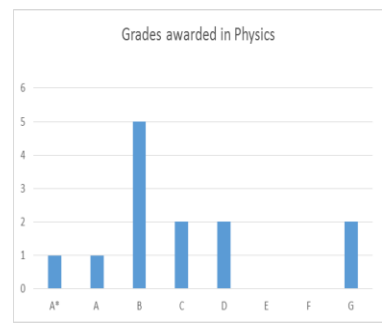
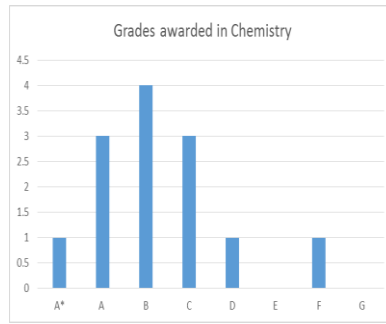
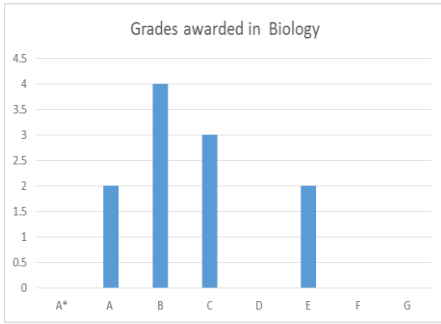
Grades and Pass rates in Science

Biology, Chemistry, Physics, ICT

75.6% of all exams in these subjects resulted in A*/C

Grades Awarded in Science and ICT



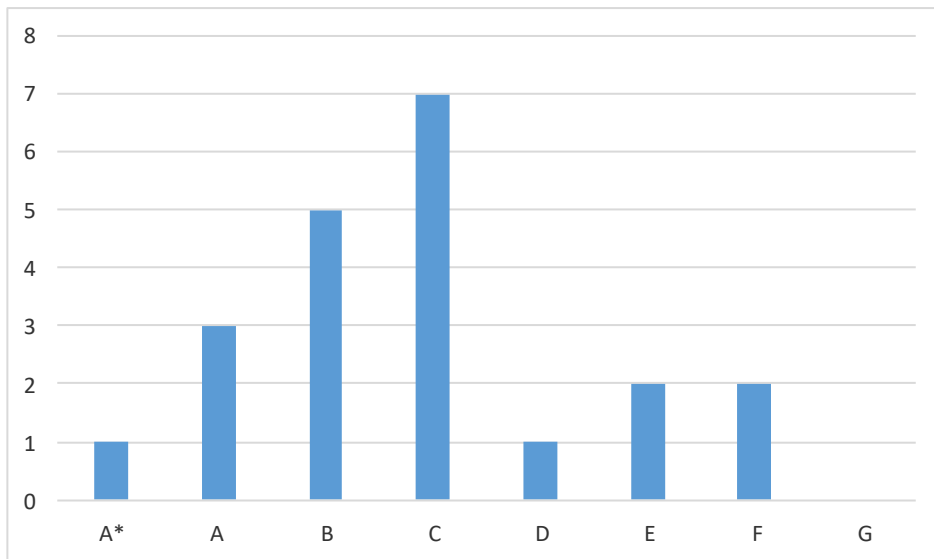


Grades and Pass rates in Mathematics

Mathematics and Additional Mathematics

76.2% of all exams in these subjects resulted in A*/C and 25% of these passes were awarded at A*/A

Grades Awarded in Mathematics

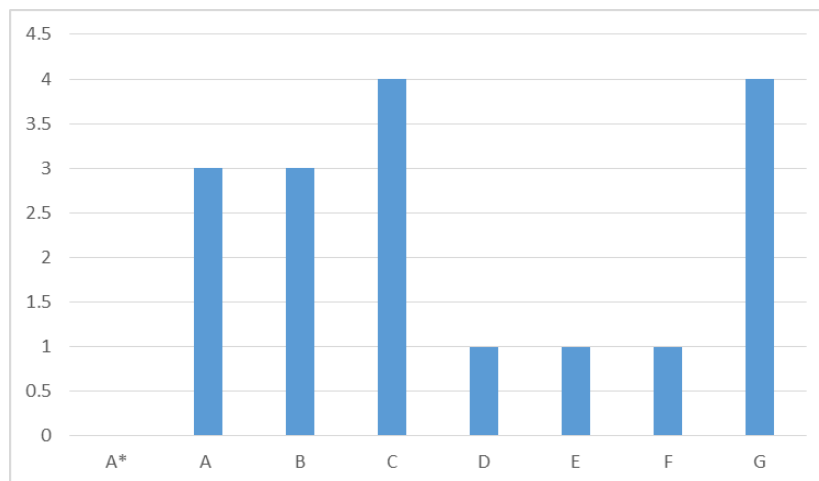


Grades and Pass rates in the Arts

Music, Drama, Art

58.8 % of all exams in these subjects resulted in A*/C

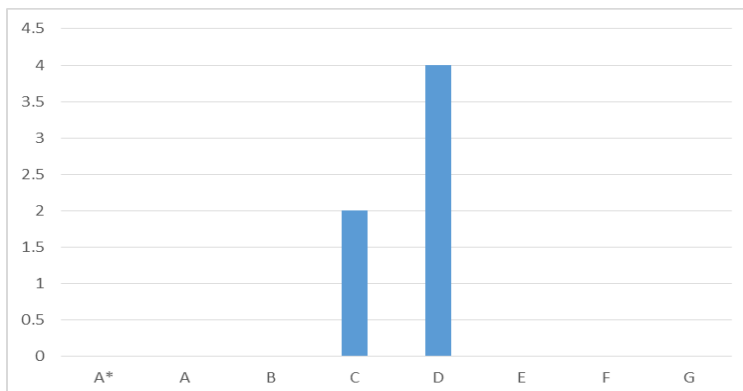
Grades Awarded in Art



Grades and Pass rates in Physical Education

33 % of all exams in these subjects resulted in a C grade.

Grades Awarded in PE



Our top students:

Rishibh Prakash with 11 A*/A grades (including Maths from year 9)
Aral Denis De Moor with 10 A*/A grades and 1 B grade and a C grade
Can Morand with 7 A*/ A grades and 3 B grades
Pelin Hastemir with 6 A*/A grades and 3 B grades
Daghan Isil with 5 A*/A grades, 2 B grades and a C grade

80% pass rate where pass is measured as C or better

68 % with 5 or more A* to C including English and Maths

53 A* and A grades out of 175 exams (not including early entry results)

5 students gained 5 or more A* and A grades

2018 IGCSE Results Analysis for Early entry

Year 10 Early Entry

Grades and Pass rates in English as a Second Language

This was taken at Core and Extended level

94/4% of the students achieved an A*/C grade in this examination.

Grades and Pass rates in Mathematics

These are students taking Extended level Mathematics a year early. This year it was a different syllabus: Cambridge International Mathematics

100% of students achieved A* /C grades with 85.7% A*/A grades

Early Entry IGCSE grades

