

2016 IGCSE Results Analysis for Year 11

Award of the International Certificate in Education

The Cambridge ICE certificate is a group award given at:

<i>Distinction</i>	Grade A/A* in five or more subjects
<i>Merit</i>	Grade A*/C in five or more subjects
<i>Pass</i>	Grade A*/G in seven subjects.

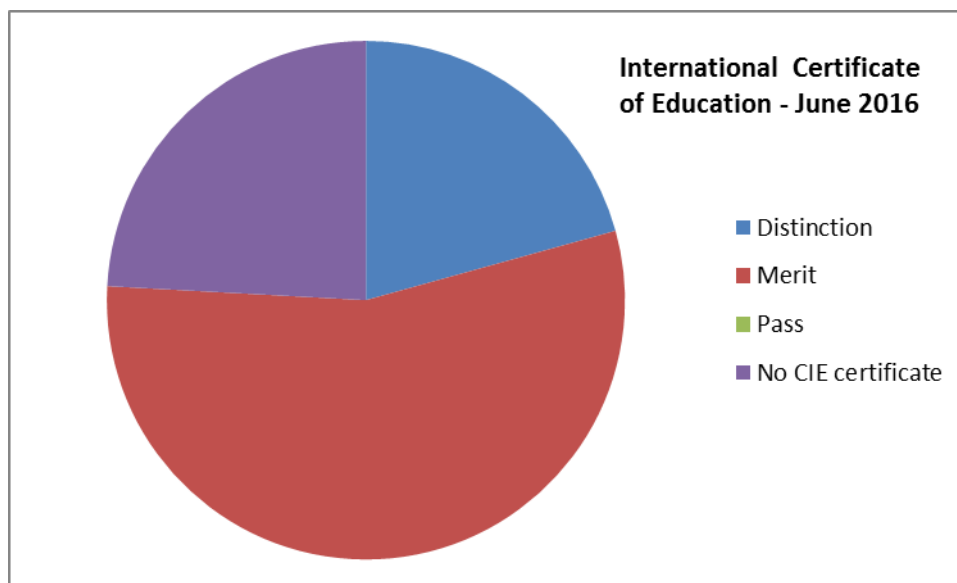
To qualify students must take at least seven subjects, including two from Group I and one or more from each of the other groups.

27.3% students achieved DISTINCTION in the International Certificate of Education / 5 A* - A

72.7% students achieved MERIT in the International Certificate of Education / 5 A* - C

7 students did not take the ICE due to subject choices

International Certificate of Education



Pass rates in English and Mathematics

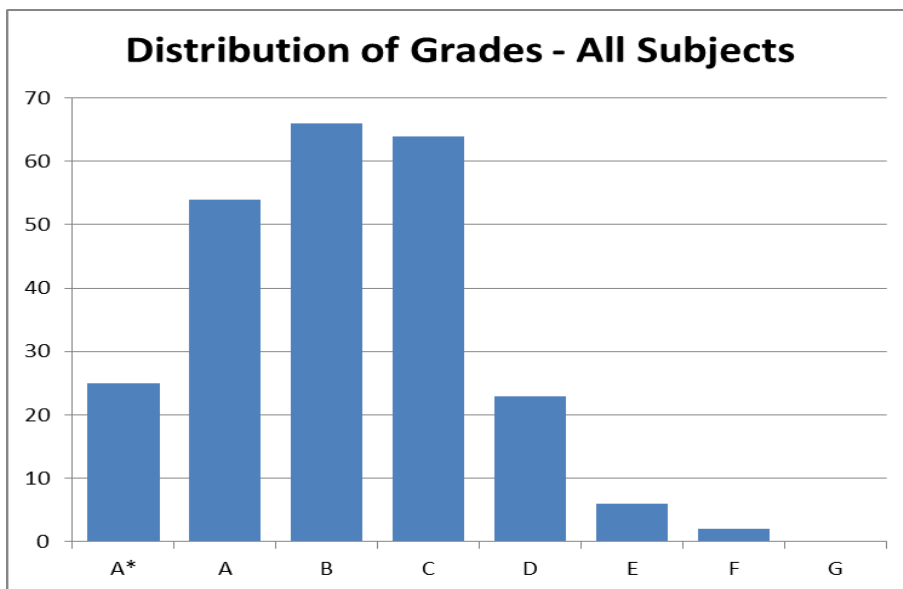
93% of all Maths students (Additional Maths and Maths without coursework) passed Mathematics with A*-C grades.

95.6% of our students passed Mathematics with A*/A –C grades with 27.3% gaining A*/A grades

83.3% of Additional Mathematics students have a grade A*/C

All of our students but one took English as a First language with a 92.8 % pass rate (A*/C grades)

90% of our students who took English Literature passed and a 50% achieved A*/A



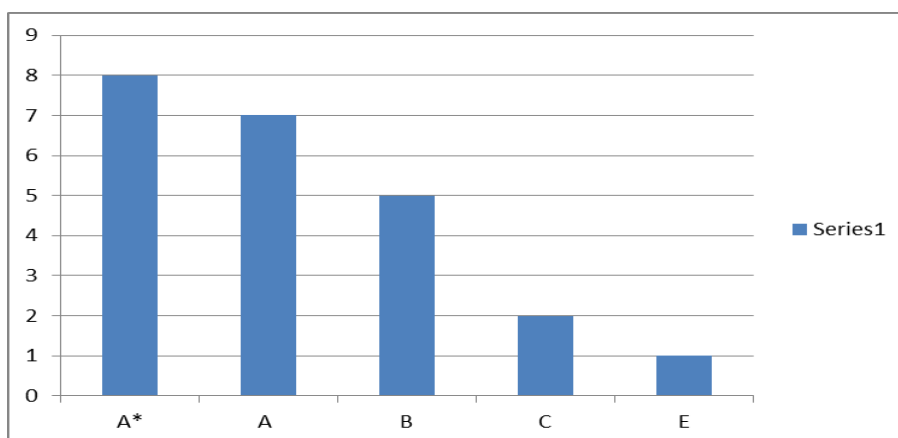
Subject Group Analysis

Grades and Pass rates in Languages

Foreign languages: French, Spanish, German, Arabic First languages: English, Turkish , Korean, German

95.6% of all foreign language exams resulted in A*/C and 65 % of these were awarded at A*/A

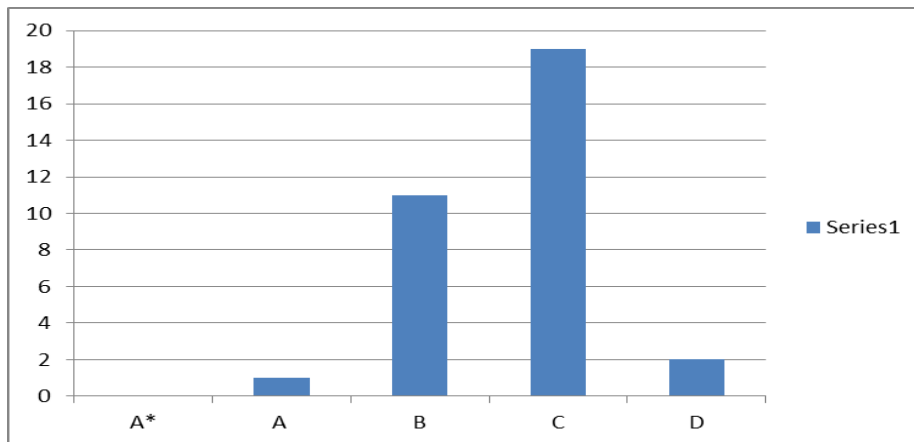
Grades Awarded in Foreign Languages



First languages: English, Turkish, Korean, German

91% of all first language exams resulted in A*/C

Grades Awarded in First Languages

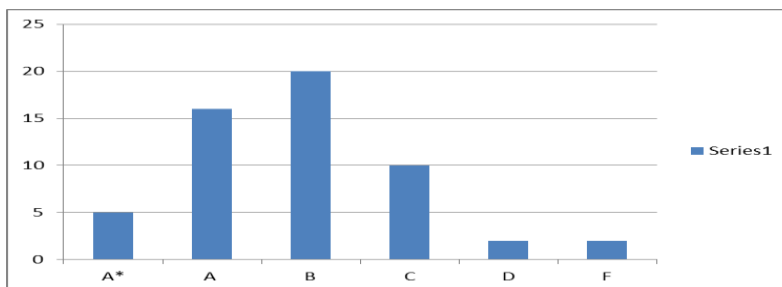


Grades and Pass rates in Humanities & Social Sciences

History, Geography, Business Studies, Economics, Sociology and Enterprise

92.7% of all exams in these subjects resulted in A*/C and 41% of these were awarded at A*/A

Grades Awarded in Humanities and Social Science

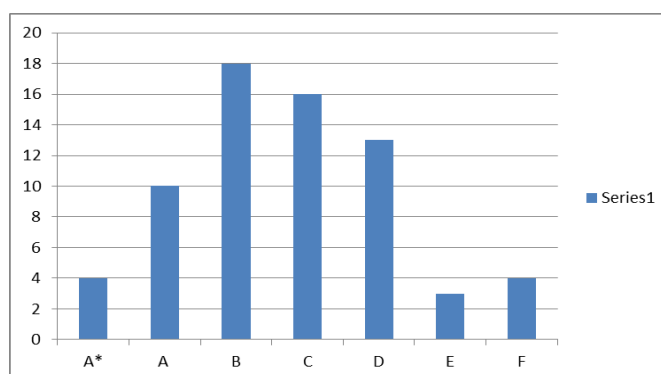


Grades and Pass rates in Science

Biology, Chemistry, Physics, ICT

71.6% of all exams in these subjects resulted in A*/C and 29% of these were awarded at A*/A

Grades Awarded in Science and ICT

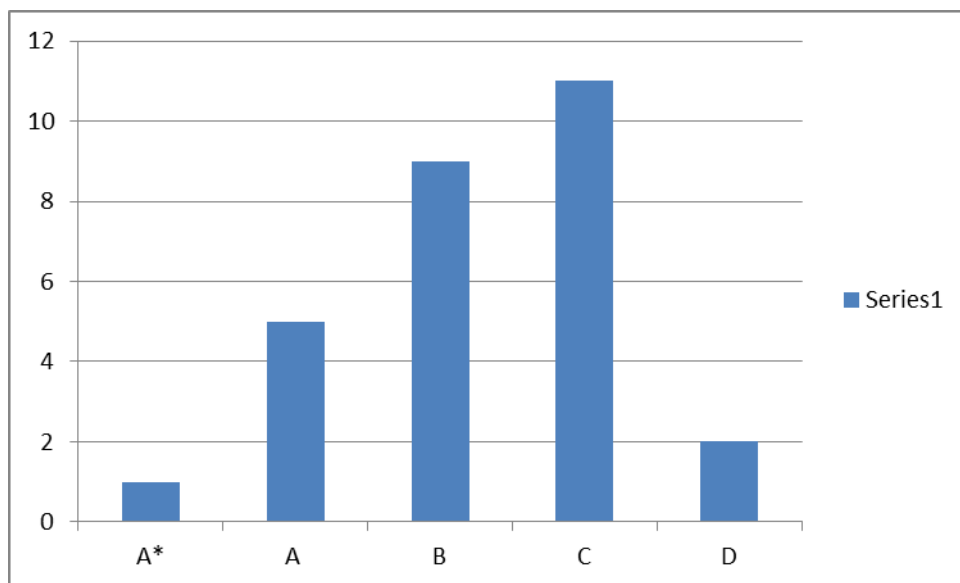


Grades and Pass rates in Mathematics

Mathematics and Additional Mathematics

92.8% of all exams in these subjects resulted in A*/C and 23% of these were awarded at A*/A

Grades Awarded in Mathematics

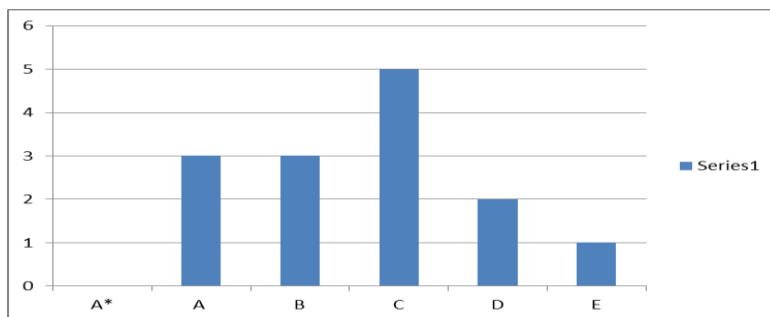


Grades and Pass rates in the Arts

Music, Drama, Art

68.75 % of all exams in these subjects resulted in A*/C and 27% of these were awarded at A*/A

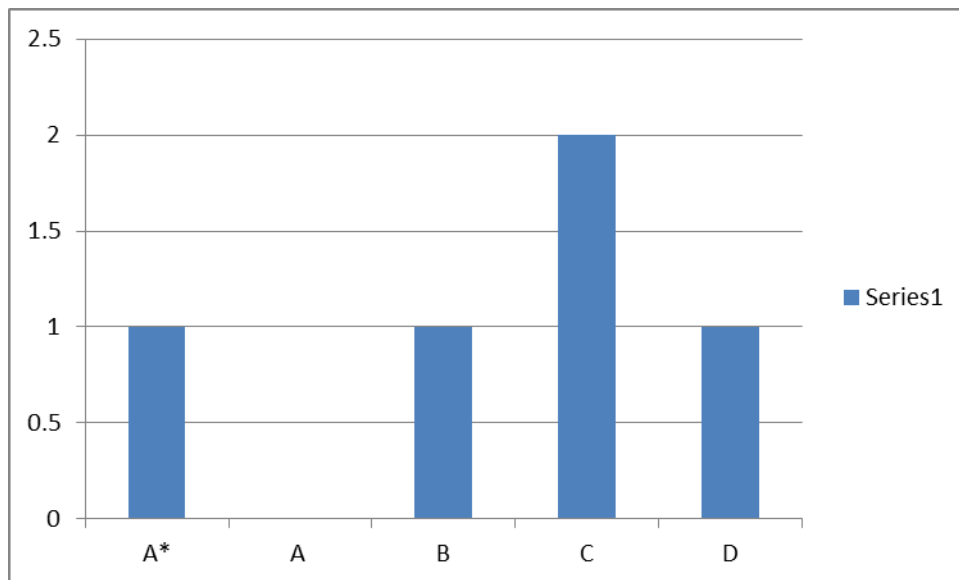
Grades Awarded in Art



Grades and Pass rates in Physical Education

80 % of all exams in these subjects resulted in A*/C and 20% of these were awarded at A*/A

Grades Awarded in PE



Our top students:

Carys Thomas with 9 A*/A grades

Ismar Klomp with 8 A*/A , 2 B grades and 2C grades

Jae Kwan Joo with 6 A*/A grades, 2B grades, 1 C grade and 1 D

Can Idil with 7 A*/A grades, 2 B grades and 1 C grade and 1 E grade

Akanksha Shah with 6 A*/A grades and 3B grades and 1 C

Rafi Goudy El Mahal with 6 A*/A 3 B grades and 1 C grade

84% pass rate where pass is measured as C or better

84% with 5 or more A* to C

72% with 5 or more A* to C including English and Maths

71 A* and A grades out of 251 exams (not including early entry results)

6 students gained 5 or more A* and A grades

2016 IGCSE Results Analysis for Early entry

Year 10 Early Entry

Grades and Pass rates in English as a Second Language

This was taken at Core and Extended level

100% of the students achieved a A*/C grade in this examination.

Grades and Pass rates in Foreign Languages

These are students who take exams in their home language.

100% of students achieved A*/C

Grades and Pass rates in Mathematics

These are students taking Extended level Mathematics a year early

100% of students achieved A* /C grades with 75% A*/A grades

Early Entry IGCSE grades

