

The British International School Istanbul

Proud to be:

The only school in Istanbul to be accredited by the Council of British International Schools



Accredited by the Council of International Schools



Accredited by the New England Association of Schools and Colleges

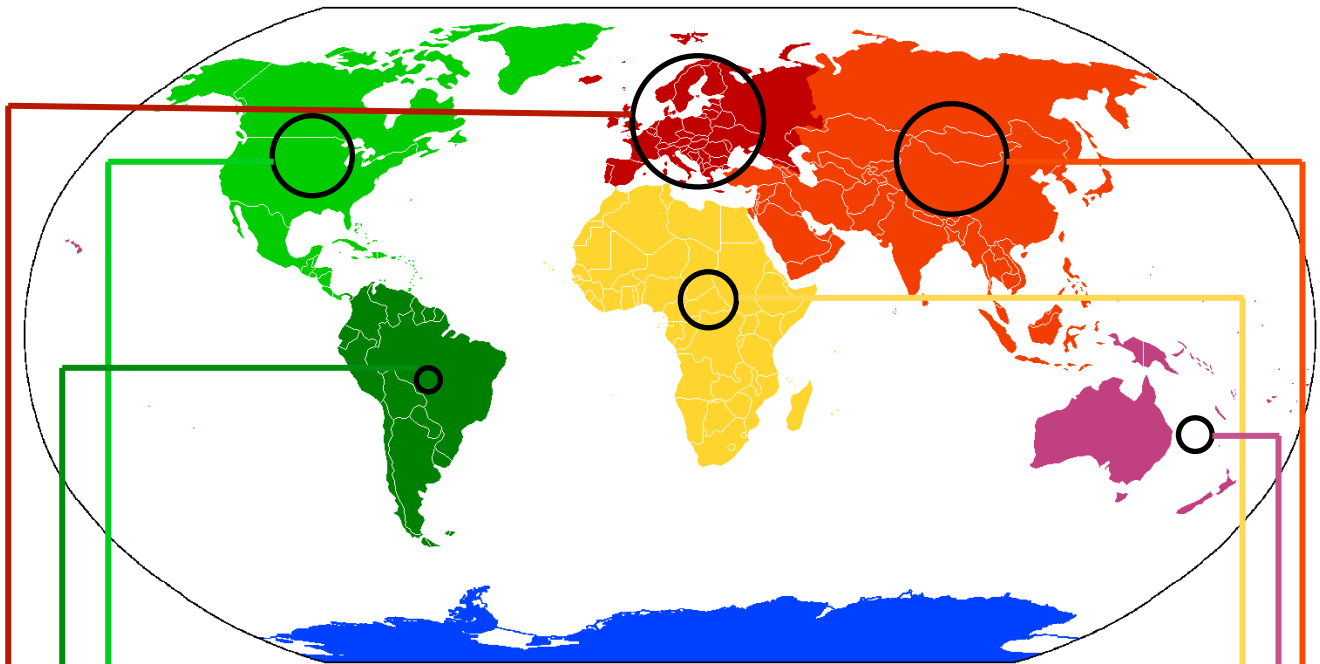


An IB World School



A Centre for Cambridge International Examinations





The British International School Istanbul

A truly international school with students from six continents

4% of our students come from Africa

35% of our students come from Asia

48% of our students come from Europe

10% of our students come from North America

2% of our students come from Oceania

1% of our students come from South America

With a highly qualified and international teaching faculty

31% hold Masters or Doctorate qualifications

15 different nationalities from four continents

An average of 18 years of teaching experience across the world

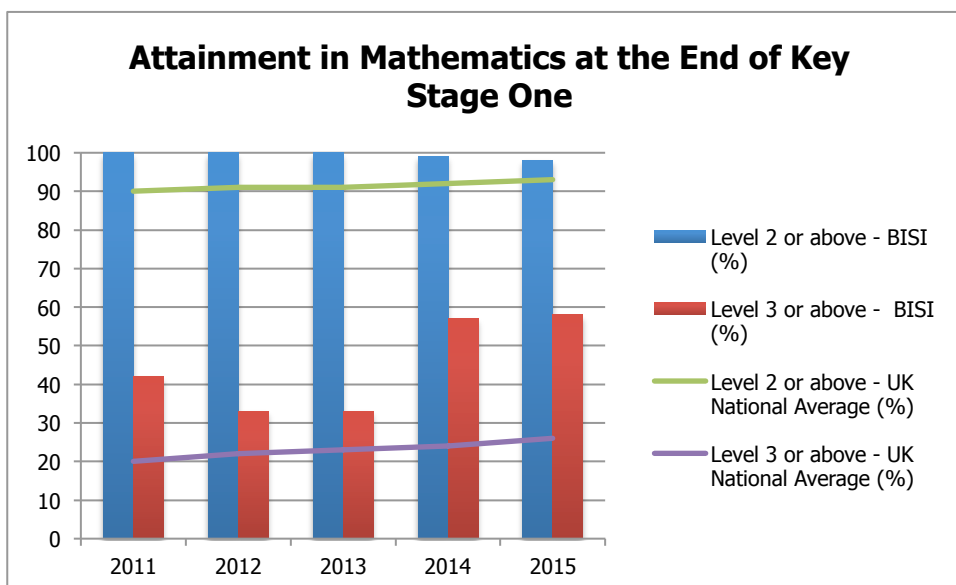
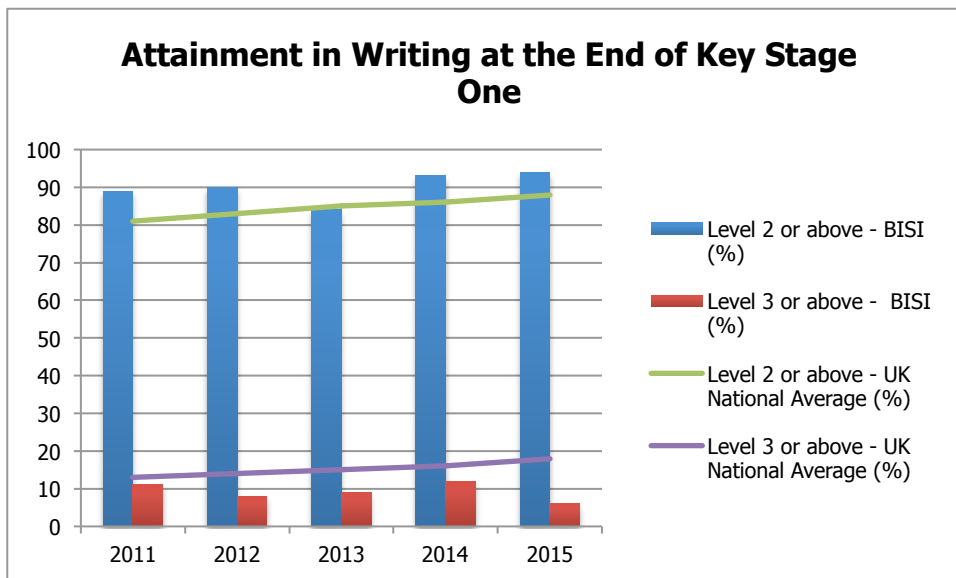
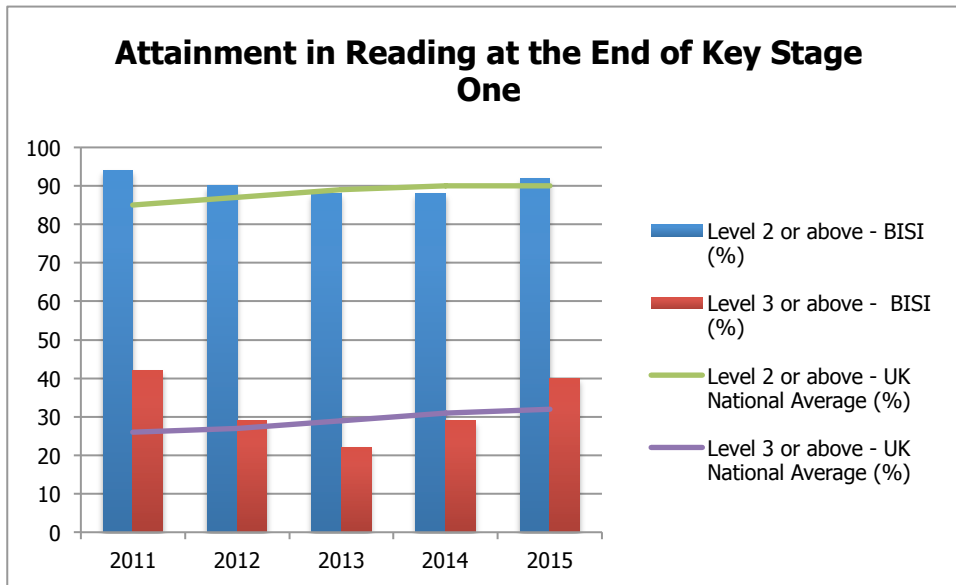
And with small class sizes

A Teacher:Student ratio in Pre/Primary of 1:9

A Teacher:Student ratio in Secondary of 1:6

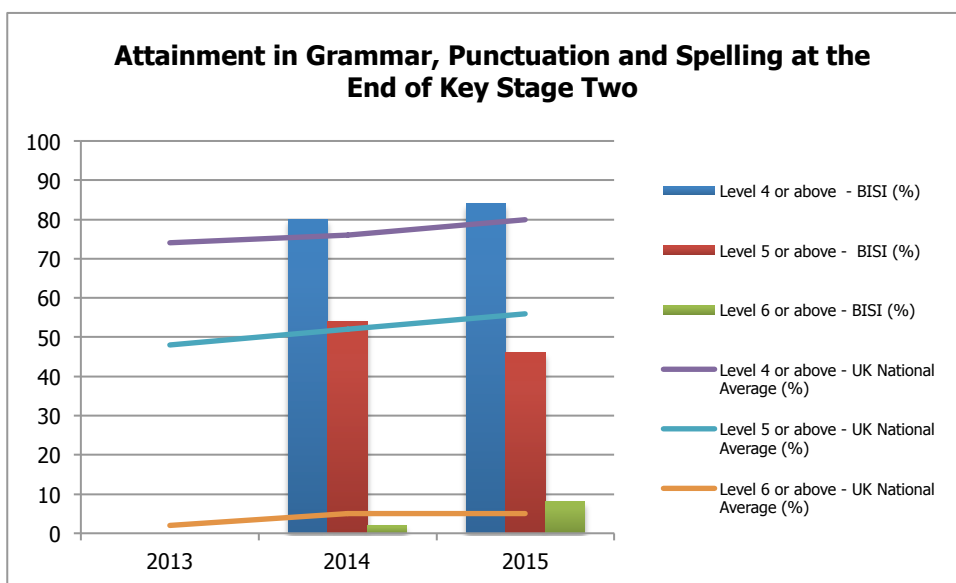
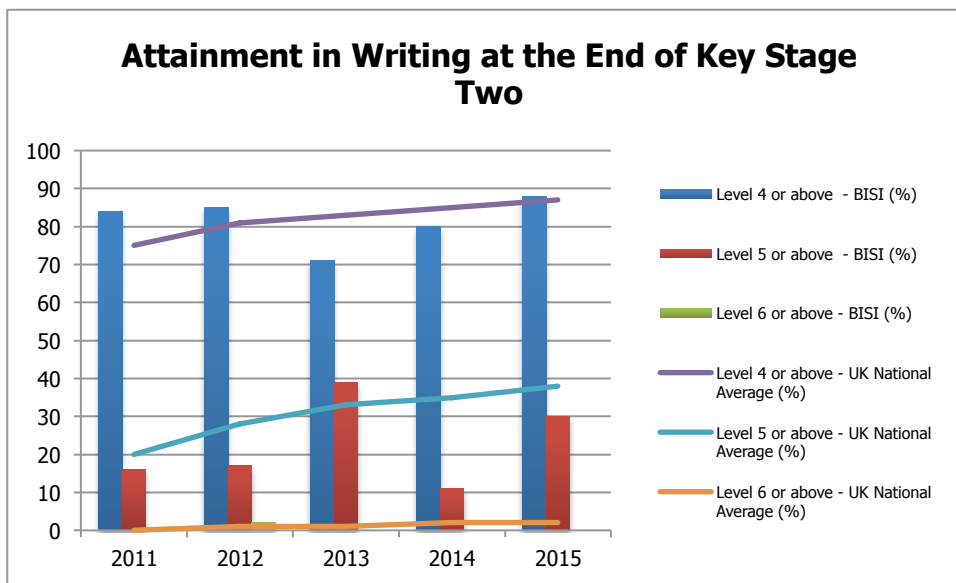
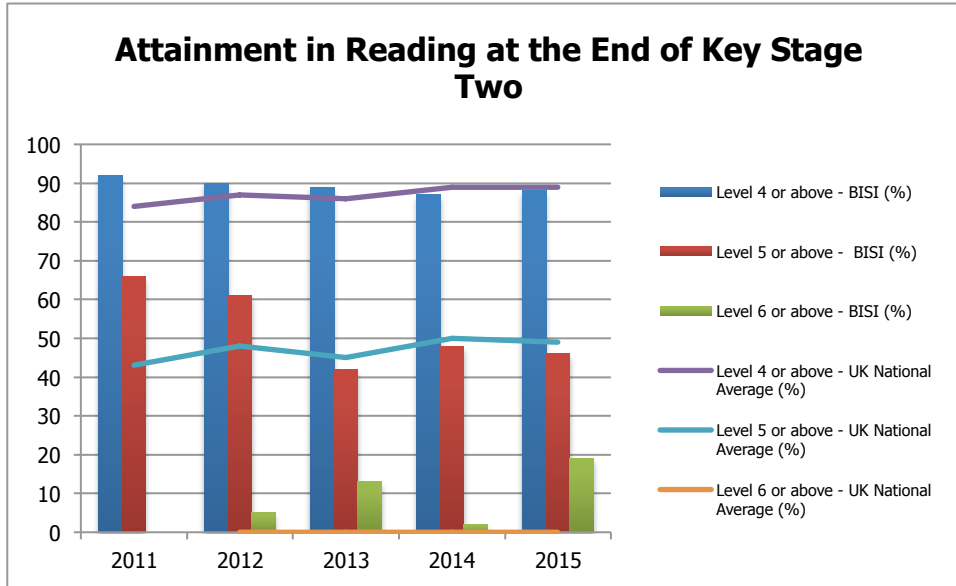
Standard Attainment Tests at the End of Key Stage One

Students in Year Two are given an assessment level for their Reading, Writing and Mathematics. At the end of Key Stage One, students are expected to achieve level 2, with a few students achieving level 1 and a few achieving level 3.

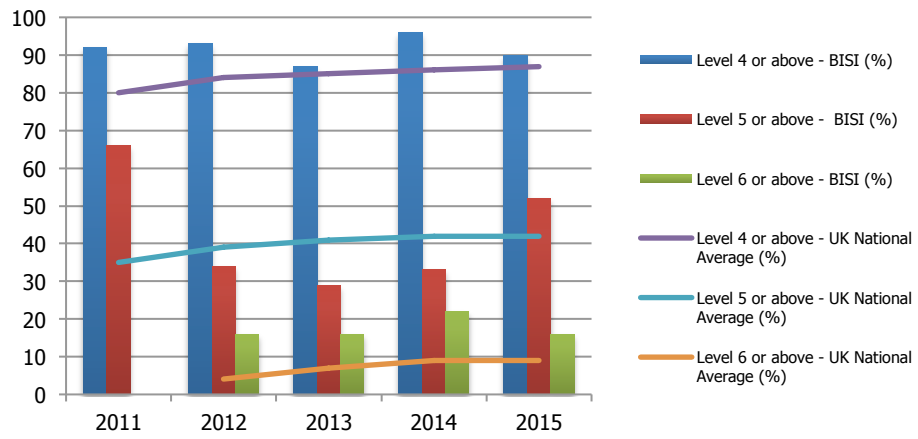


Standard Attainment Tests at the End of Key Stage Two

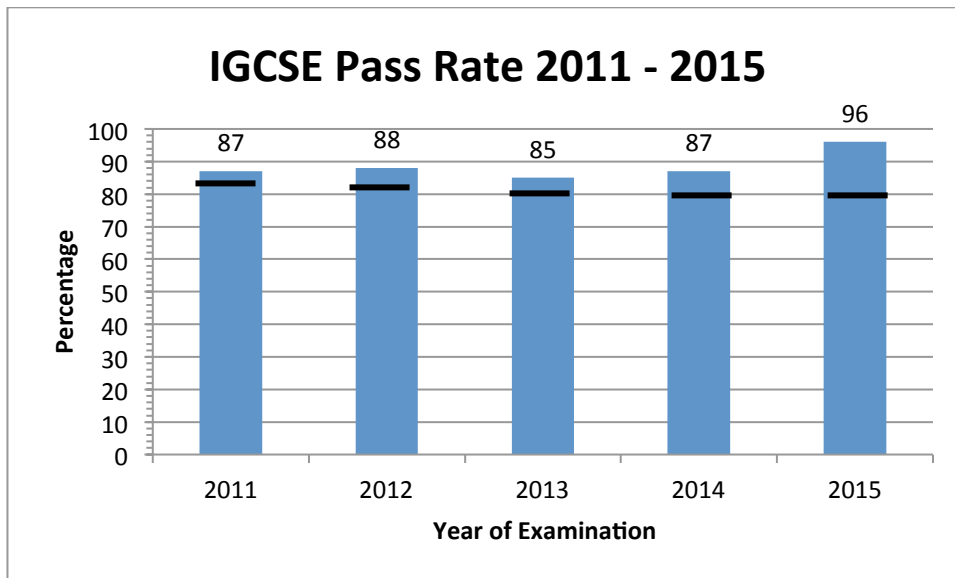
Students in Year Six are given an assessment level for their Reading, Writing and Mathematics. Grammar, Spelling and Punctuation was introduced in 2014. At the end of Key Stage Two, students are expected to achieve level 4, with a few students achieving level 3 and a few achieving level 5.



Attainment in Mathematics at the End of Key Stage Two



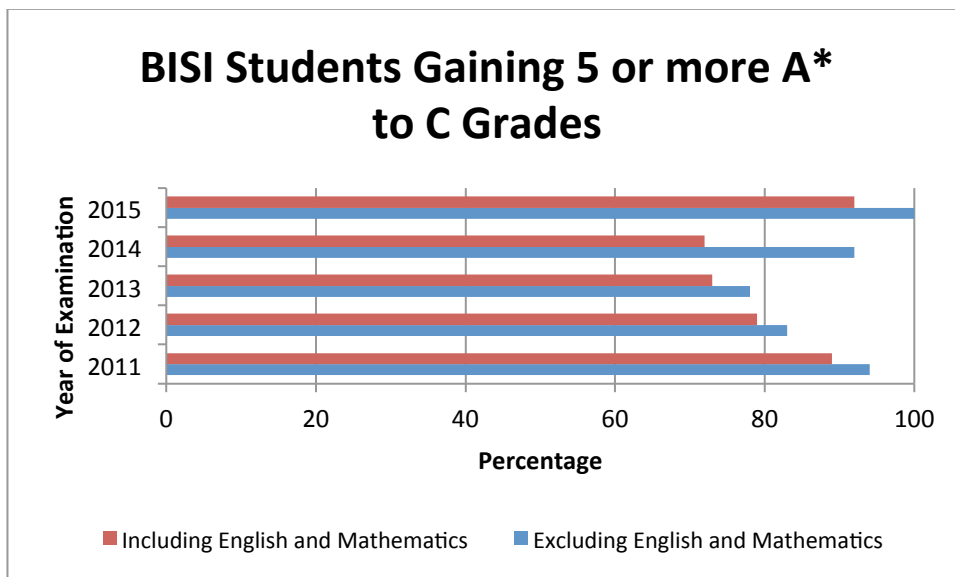
International General Certificate of Secondary Education at BISI



Pass rate at BISI is defined as the number of exams which score a Grade C or above expressed as a percentage of the total number of exams entered. The world pass rates (black lines above) have been calculated using the same examinations sat by BISI students. This data does not include private entry examinations or early entry examinations taken in the students' Year 10.

World pass rates are: 2011 – 81%, 2012 – 80.4%, 2013 – 79.4%, 2014 – 79%, 2015 – 79%

Source: <http://www.cie.org.uk/programmes-and-qualifications/cambridge-secondary-2/cambridge-igcse/results-statistics/>



World data is not available for this statistic

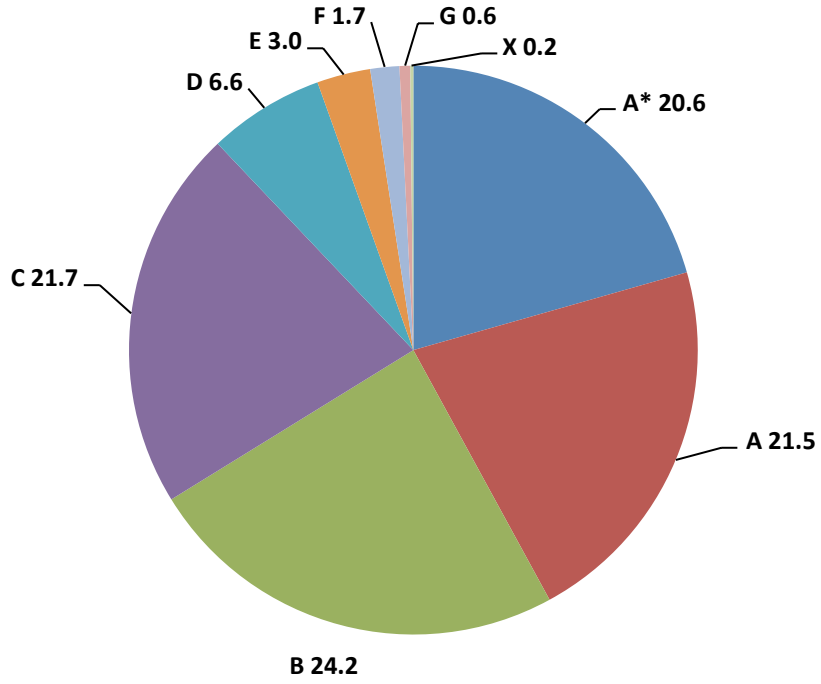
BISI IGCSE Results by Subject 2011 - 2015

Subject	A*	A	B	C	D	E	F	G	X	Number of Candidates
Additional Mathematics		13	6	5						24
Art and Design	7	7	8	6	2	2	1			33
Biology	20	14	24	28	4	2	7	1	1	101
Business Studies	2	6	14	13	7	8	1	4	1	56
Chemistry	26	7	11	13	4	2	3	2		68
Drama	3	4	8	5	3					23
Economics	9	10	16	5						40
English as a Second Language		4		6						10
English Literature	20	18	31	18	3					90
First Language English	4	20	38	28	16					106
First Language Turkish	8	4	2	2	2	3				21
Foreign Language French	13	8	12	11	1	1				46
Foreign Language German	19	9	2	1	1					32
Foreign Language Spanish	17	11	8	4	2					42
Geography	10	16	16	8	1	2	1			54
History	8	15	10	8	1					42
ICT	14	16	12	11	4	2				59
Mathematics	19	27	29	33	7	3	2			120
Music	2	5	2	12	2		1			24
PE	3	5	5	4	2	1				20
Physics	25	18	13	24	14	8	2			104
Sociology	8	10	11	5		1	1			36
Total	237	247	278	250	76	35	19	7	2	1151

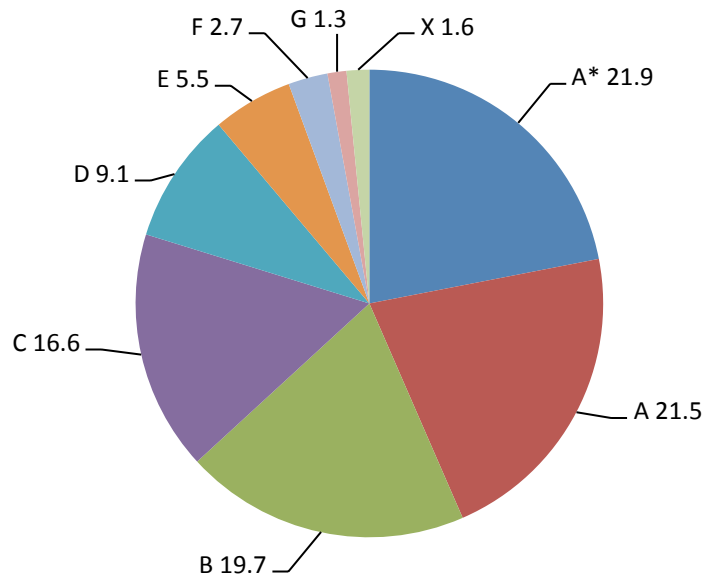
During the period covered by this table, 133 BISI students have taken a total of 1151 IGCSE examinations, approximately 8.6 examination subjects per student. This does not include private entry subjects not taught at BISI (for example, home languages) or early entry examinations taken in Year 10

The pie charts below show a comparison of grades obtained by BISI students during this period with those obtained by students in the rest of the world using the same subjects.

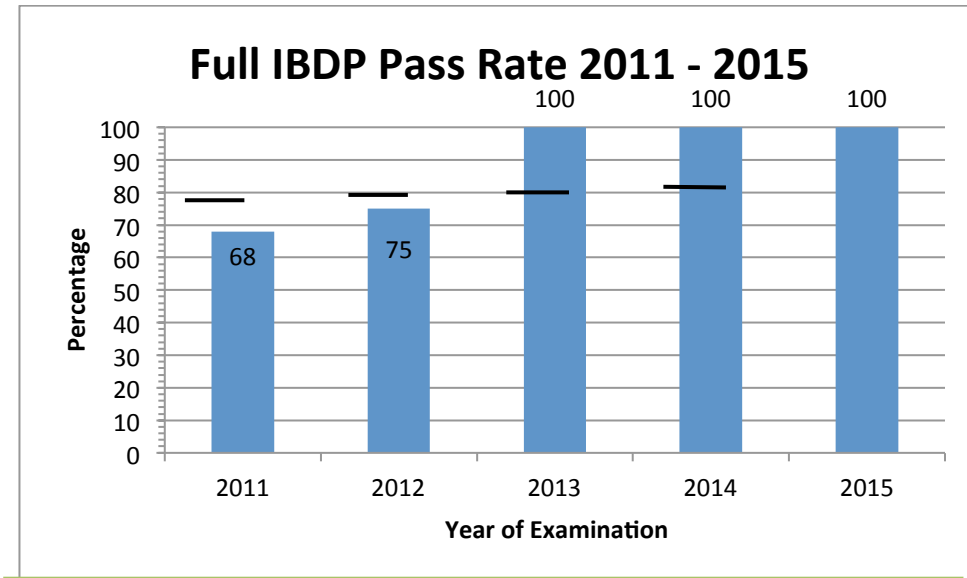
BISI Grade Percentages 2011 - 2015



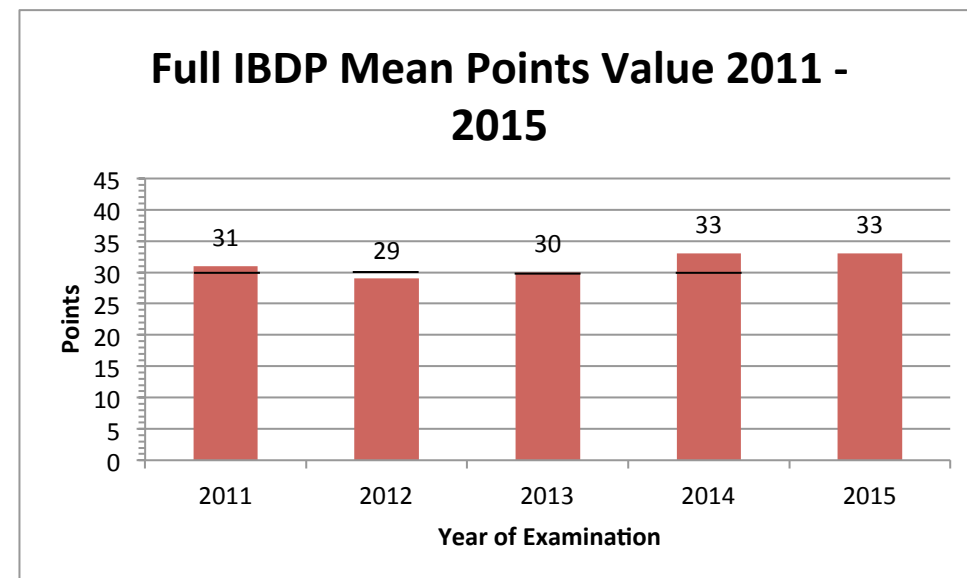
World Grade Percentages in BISI Subjects 2011 - 2015



International Baccalaureate Diploma Programme at BISI



Pass rate is defined as the number of Full IBDP candidates meeting the IB Pass criteria expressed as a percentage of the total number of Full IBDP candidates. World data is not yet available for the May 2015 Examination session.



Mean Points Value has been rounded to the nearest whole number for both BISI and IBDP.

IBDP Pass Rates: 2011 – 78%, 2012 – 79%, 2013 – 79%, 2014 – 79%,

IBDP Mean Points Value: 2011 to 2014 – 30 points

Source: <http://www.ibo.org/en/about-the-ib/facts-and-figures/statistical-bulletins/diploma-programme-statistical-bulletin/>

BISI IBDP Results by Subject 2011 - 2015

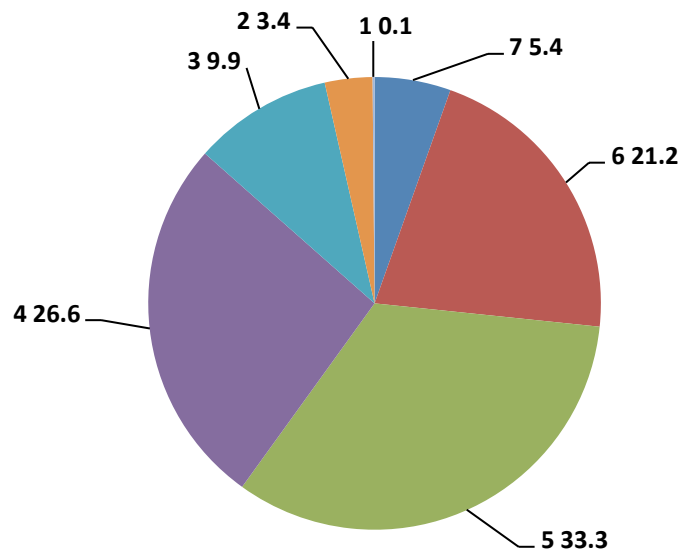
Subject	Level	7	6	5	4	3	2	1	Number of Candidates
ENGLISH A*	HL	7	13	16	9	3			48
ENGLISH A*	SL		3	33	13				49
TURKISH A1	SL			2	1				3
FRENCH AB	SL		2	1	2				5
FRENCH B	HL		1			1			2
FRENCH B	SL		5	5	3				13
GERMAN B	HL	3	4	2	1				10
GERMAN B	SL	2	1	1	1				5
SPANISH AB.	SL	3	11	12	15				41
SPANISH B	HL	2	2	1					5
SPANISH B	SL	2	6	2					10
BUSINESS AND MANAGEMENT	HL		6	13	10	6	2		37
BUSINESS AND MANAGEMENT	SL		1	1			1		3
ECONOMICS	HL	2	5	8	8	1			24
ECONOMICS	SL		1	2	1	1			5
GEOGRAPHY	HL	1	6	5	6	2	1		21
GEOGRAPHY	SL		1	2					3
HIST.EUROPE/ME	HL	3	6	7	3	1			20
HISTORY	SL				1				1
ITGS (Last examined 2011)	HL			1	1				2
PSYCHOLOGY	HL		4	8	3				15
PSYCHOLOGY	SL		1			1			2
BIOLOGY	HL		3	10	12	3	1		29
BIOLOGY	SL	1	3	6	5	9	1		25
CHEMISTRY	HL	1	3	8	9	3	1		25
CHEMISTRY	SL			1			1		2
COMPUTER SCIENCE	HL		4			1			5
COMPUTER SCIENCE	SL				1			1	2
PHYSICS	HL		3	7		1			11
PHYSICS	SL	2		3	8	3	5		21
SPORT, HEALTH AND EXERCISE SCIENCE	SL				2	1			3
MATH.STUDIES	SL		6	11	10	5	2		34
MATHEMATICS	HL		3	4	2	1			10
MATHEMATICS	SL	2	11	10	13	11			47
MUSIC	HL			2					2
MUSIC	SL				2	1			3
THEATRE	HL		1	2	2	2			7
VISUAL ARTS	HL		5		3	3			11
VISUAL ARTS	SL	1	2		1				4
TOTALS		32	123	186	148	60	15	1	565
		7	6	5	4	3	2	1	

*English A HL and SL include results from English A1 HL and SL, English A: Language and Literature HL and SL, English A: Literature HL and SL and English A2 SL

During the period covered by the table 96 BISI students have sat IB DP examinations, this includes the Full IB Diploma and those students who have take courses from the IB Diploma.

Extended Essay and TOK Results 2011 - 2015					
	A	B	C	D	E
Extended Essay	12	31	53	25	2
TOK	7	38	63	22	

BISI Full IBDP Grade Percentages 2011 - 2015



World Data for 2015 has not yet been released by the IB but a comparison chart will appear here when it is.